

# STATE OF DELAWARE

This Copy is for information only.  
You must request a CD from  
DeIDOT in order to bid.



## DEPARTMENT OF TRANSPORTATION

### BID PROPOSAL

for

**CONTRACT T201320004.01**

FEDERAL AID PROJECT NO. ETEA-2013(08)

CFDA NO. 20.205

**North Street Sidewalk Improvements**

Kent County

ADVERTISEMENT DATE: June 19, 2017

COMPLETION TIME: 245 Calendar Days

SPECIFICATIONS FOR ROAD AND BRIDGE CONSTRUCTION  
DELAWARE DEPARTMENT OF TRANSPORTATION  
AUGUST 2001

Bids will be received in the Bidder's Room at the Delaware Department of Transportation's Administration Building, 800 Bay Road, Dover, Delaware until 2:00 P.M. local time **July 18, 2017**

**Contract No. T201320004.01**  
**Federal Aid Project No. ETEA-2013(08)**

**North Street Sidewalk Improvements**  
Kent County

**GENERAL DESCRIPTION**

LOCATION

These improvements are located in Kent County more specifically shown on the Location Map(s) of the enclosed Plans.

DESCRIPTION

The improvements consist of furnishing all labor and materials for enhancements along North Street in the city of Dover. Work includes sidewalk removal and replacement, ADA upgrades, pedestrian signal upgrades, lighting, drainage improvements, milling and paving of project limits and other incidental construction in accordance with the location, notes and details shown on the plans and as directed by the Engineer.

COMPLETION TIME

All work on this contract must be complete within 245 Calendar Days. The Contract Time includes an allowance for 49 Weather Days. It is the Department's intent to issue a Notice to Proceed such that work starts on or about August 10, 2017.

PROSPECTIVE BIDDERS NOTES:

1. BIDDERS MUST BE REGISTERED with DeIDOT and request a cd of the official plans and specifications in order to submit a bid. Contact DeIDOT at [dot-ask@state.de.us](mailto:dot-ask@state.de.us), or (302) 760-2031. Bids will be received in the Bidder's Room at the Delaware Department of Transportation's Administration Building, 800 Bay Road, Dover, Delaware until 2:00 P.M. local time July 18, 2017 unless changed via addendum.
2. QUESTIONS regarding this project are to be e-mailed to [dot-ask@state.de.us](mailto:dot-ask@state.de.us) no less than six business days prior to the bid opening date in order to receive a response. Please include T201320004.01 in the subject line. Responses to inquiries are posted on-line at <http://www.bids.delaware.gov>.
3. THE BID PROPOSAL incorporates a cd containing **Expedite, version 5.9a** and its installation file. Bidders are to use the cd provided to enter their bid amounts into the Expedite file. The Expedite bid file must be printed and submitted in paper form along with the cd and other required documents prior to the Bid due date and time.
4. SURETY BOND - Each proposal must be accompanied by a deposit of either surety bond or security for a sum equal to at least 10% of the bid.
5. DRUG TESTING - Regulation 4104; The state Office of Management and Budget has developed regulations that require Contractors and Subcontractors to implement a program of mandatory drug testing for Employees who work on Large Public Works Contracts funded all or in part with public funds pursuant to 29 Del.C. §6908(a)(6). **Refer to the full requirements by following the below link:** <http://regulations.delaware.gov/register/september2015/final/19%20DE%20Reg%20207%2009-01-15.htm>  
Please note a few of the requirements listed below;
  - \* At bid submission - submit with the bid a signed affidavit certifying that the Contractor has in place or will implement during the entire term of the contract a Mandatory Drug Testing Program for their Employees that complies with this regulation;
  - \* Upon DBE participation submission - submit a separate signed affidavit from each DBE Subcontractor certifying they have in place or will implement during the entire term of the contract a Mandatory Drug Testing Program for their Employees that complies with this regulation;
  - \* Two business days prior to contract execution - The awarded Contractor shall provide to DeIDOT copies of the Employee Drug Testing Program for the Contractor and each participating DBE firm;
  - \* Subcontractors - Contractors that employ Subcontractors on the job site may do so only after submitting a copy of the Subcontractor's Employee Drug Testing Program along with the standard required subcontractor information. A Subcontractor shall not commence work until **DeIDOT** has approved the subcontractor in writing;
  - \* Testing Report Forms shall be submitted to DeIDOT monthly (forms will be provided).
  - \* Penalties for non-compliance are specified in the regulation.

6. SUPPLEMENTAL SPECIFICATIONS to the August 2001 Standard Specifications were issued November 24, 2014 and apply to this project. They can be [viewed here](#). The *Specifications Note* document is for the use by the bidders to reference the new numbers to the past numbers used for bidding purposes on previous Department contracts.
7. **DBE PROGRAM REQUIREMENTS under 49CFR §26.53(b)(3)(i)(B) change effective January 1, 2017. Submission of DBE participation information is now required from the lowest apparent bidder no later than five (5) calendar days after bid opening (formerly 7 days).**
8. No RETAINAGE will be withheld on this contract.
9. EXTERNAL COMPLAINT PROCEDURE can be viewed on DelDOT's Website at; <http://www.deldot.gov/information/business/>, or you may request a copy by calling (302) 760-2555.
10. BREAKOUT SHEETS MUST be submitted either with your bid documents; or within seven (7) calendar days following the bid due date by the lowest apparent bidder. Refer to instructions adjacent to the Breakout Sheets in this document.

Contract No.T201320004.01  
CONSTRUCTION ITEMS UNITS OF MEASURE

<b>English Code</b>	<b>English Description</b>	<b>Multiply By</b>	<b>Metric Code</b>	<b>Metric Description</b>	<b>Suggested CEC Metric Code</b>
ACRE	Acre	0.4047	ha	Hectare	HECTARE
BAG	Bag	N/A	Bag	Bag	BAG
C.F.	Cubic Foot	0.02832	m <sup>3</sup>	Cubic Meter	M3
C.Y.	Cubic Yard	0.7646	m <sup>3</sup>	Cubic Meter	M3
EA-DY	Each Day	N/A	EA-DY	Each Day	EA-DY
EA-MO	Each Month	N/A	EA-MO	Each Month	EA-MO
EA/NT	Each Night	N/A	EA-NT	Each Night	EA/NT
EACH	Each	N/A	EA	Each	EACH
GAL	Gallon	3.785	L	Liter	L
HOUR	Hour	N/A	h	Hour	HOUR
INCH	Inch	25.4	mm	Millimeter	MM
L.F.	Linear Foot	0.3048	m	Linear Meter	L.M.
L.S.	Lump Sum	N/A	L.S.	Lump Sum	L.S.
LA-MI	Lane Mile	1.609	LA-km	Lane-Kilometer	LA-KM
LB	Pound	0.4536	kg	Kilogram	KG
MFBM	Thousand Feet of Board Measure	2.3597	m <sup>3</sup>	Cubic Meter	M3
MGAL	Thousand Gallons	3.785	kL	Kiloliter	KL
MILE	Mile	1.609	km	Kilometer	KM
S.F.	Square Foot	0.0929	m <sup>2</sup>	Square Meter	M2
S.Y.	Square Yard	0.8361	m <sup>2</sup>	Square Meter	M2
SY-IN	Square Yard-Inch	0.8495	m <sup>2</sup> -25 mm	Square Meter-25 Millimeter	M2-25 MM
TON	Ton	.9072	t	Metric Ton (1000kg)	TON
N.A.*	Kip	4.448	kN	Kilonewton	N.A.*
N.A.*	Thousand Pounds per Square Inch	6.895	MPa	Megapascal	N.A.*

\*Not used for units of measurement for payment.

TABLE OF CONTENTS

<b>GENERAL DESCRIPTION</b> .....	<u><a href="#">i</a></u>
LOCATION.....	<u><a href="#">i</a></u>
DESCRIPTION.....	<u><a href="#">i</a></u>
COMPLETION TIME.....	<u><a href="#">i</a></u>
PROSPECTIVE BIDDERS NOTES.....	<u><a href="#">i</a></u>
CONSTRUCTION ITEMS UNITS OF MEASURE.....	<u><a href="#">iii</a></u>
<b>GENERAL NOTICES</b> .....	<u><a href="#">1</a></u>
SPECIFICATIONS.....	<u><a href="#">1</a></u>
CLARIFICATIONS.....	<u><a href="#">1</a></u>
ATTESTING TO NON-COLLUSION.....	<u><a href="#">1</a></u>
QUANTITIES.....	<u><a href="#">1</a></u>
EQUALITY OF EMPLOYMENT OPPORTUNITY ON PUBLIC WORKS.....	<u><a href="#">1</a></u>
TAX CLEARANCE.....	<u><a href="#">2</a></u>
LICENSE.....	<u><a href="#">2</a></u>
DIFFERING SITE CONDITIONS.....	<u><a href="#">2</a></u>
CONFLICT WITH FEDERAL STATUTES OR REGULATIONS.....	<u><a href="#">3</a></u>
FEDERAL LABOR AND EMPLOYMENT REQUIREMENTS.....	<u><a href="#">3</a></u>
CONVICT PRODUCED MATERIALS:.....	<u><a href="#">3</a></u>
TO REPORT BID RIGGING ACTIVITIES.....	<u><a href="#">4</a></u>
NOTICE OF REQUIREMENT FOR AFFIRMATIVE ACTION.....	<u><a href="#">5</a></u>
STANDARD FEDERAL EQUAL EMPLOYMENT OPPORTUNITY.....	<u><a href="#">6</a></u>
TRAINING SPECIAL PROVISIONS.....	<u><a href="#">9</a></u>
INTERMODAL SURFACE TRANSPORTATION EFFICIENCY ACT.....	<u><a href="#">10</a></u>
DISADVANTAGED BUSINESS ENTERPRISE (DBE) PROGRAM SPECIFICATION.....	<u><a href="#">10</a></u>
CRITICAL DBE REQUIREMENTS.....	<u><a href="#">12</a></u>
GUIDANCE FOR GOOD FAITH EFFORT.....	<u><a href="#">13</a></u>
<b>REQUIRED CONTRACT PROVISIONS - FEDERAL-AID CONSTRUCTION CONTRACTS</b> ....	<u><a href="#">15</a></u>
I. GENERAL.....	<u><a href="#">15</a></u>
II. NONDISCRIMINATION.....	<u><a href="#">15</a></u>
III. NONSEGREGATED FACILITIES.....	<u><a href="#">19</a></u>
IV. DAVIS-BACON AND RELATED ACT PROVISIONS.....	<u><a href="#">19</a></u>
V. CONTRACT WORK HOURS AND SAFETY STANDARDS ACT.....	<u><a href="#">24</a></u>
VI. SUBLETTING OR ASSIGNING THE CONTRACT.....	<u><a href="#">24</a></u>
VII. SAFETY: ACCIDENT PREVENTION.....	<u><a href="#">25</a></u>
VIII. FALSE STATEMENTS CONCERNING HIGHWAY PROJECTS.....	<u><a href="#">26</a></u>
IX. IMPLEMENTATION OF CLEAN AIR & WATER POLLUTION CONTROL ACT.....	<u><a href="#">26</a></u>
X. CERTIFICATION REGARDING DEBARMENT, SUSPENSION, INELIGIBILITY.....	<u><a href="#">27</a></u>
XI. CERTIFICATION REGARDING USE OF CONTRACT FUNDS FOR LOBBYING.....	<u><a href="#">29</a></u>
CARGO PREFERENCE ACT (NEW).....	<u><a href="#">30</a></u>
BUY AMERICA (NEW).....	<u><a href="#">31</a></u>
APPENDICES TO THE TITLE VI ASSURANCE.....	<u><a href="#">32</a></u>
<b>PREVAILING WAGES</b> .....	<u><a href="#">34</a></u>
PREVAILING WAGE REQUIREMENTS.....	<u><a href="#">34</a></u>
APPLICABILITY OF DAVIS-BACON LABOR STANDARD PROVISIONS TO FLAGGERS.....	<u><a href="#">38</a></u>
ALL AGENCY MEMORANDUM NO. 130.....	<u><a href="#">38</a></u>
<b>SUPPLEMENTAL SPECIFICATIONS</b> .....	<u><a href="#">40</a></u>
<b>SPECIAL PROVISIONS</b> .....	<u><a href="#">41</a></u>
CONSTRUCTION ITEM NUMBERS.....	<u><a href="#">42</a></u>
401502 - ASPHALT CEMENT COST ADJUSTMENT.....	<u><a href="#">43</a></u>
401699 - QUALITY CONTROL/QUALITY ASSURANCE OF BITUMINOUS CONCRETE....	<u><a href="#">44</a></u>
401752 – SAFETY EDGE FOR ROADWAY PAVEMENT.....	<u><a href="#">57</a></u>
401807 - BITUMINOUS CONCRETE, SUPERPAVE, TYPE C, 160 GYRATIONS, PG 76-22 (CARBONATE STONE).....	<u><a href="#">58</a></u>

401821 - BITUMINOUS CONCRETE, SUPERPAVE, TYPE C, 160 GYRATIONS, PG 64-22, PATCHING. ....	<u>58</u>
401822 - BITUMINOUS CONCRETE, SUPERPAVE, TYPE B, 160 GYRATIONS, PG 64-22, PATCHING. ....	<u>58</u>
401823 - BITUMINOUS CONCRETE, SUPERPAVE, BITUMINOUS CONCRETE BASE COURSE, 160 GYRATIONS, PG 64-22, PATCHING. ....	<u>58</u>
611509 - BRICK MASONRY PLANTER. ....	<u>69</u>
614555 - FIRE HYDRANTS. ....	<u>70</u>
705504 - BRICK AND/OR BLOCK SIDEWALK. ....	<u>71</u>
705528 - TEMPORARY CURB RAMP. ....	<u>73</u>
710506 - ADJUST AND REPAIR EXISTING SANITARY MANHOLE. ....	<u>74</u>
727545 - TEMPORARY FENCE AND BOARDWALK. ....	<u>75</u>
737523 - PLANTINGS. ....	<u>76</u>
744506 - CONDUIT JUNCTION WELL, TYPE 7, PRECAST POLYMER CONCRETE. ....	<u>83</u>
744523 - CONDUIT JUNCTION WELL, TYPE 4, PRECAST CONCRETE. ....	<u>83</u>
744544 - ADJUST OR REPAIR EXISTING CONDUIT JUNCTION WELL. ....	<u>85</u>
745604 - FURNISH & INSTALL UP TO 4" SCHEDULE 80 PVC CONDUIT (TRENCH). ....	<u>86</u>
746516 - SERVICE INSTALLATION. ....	<u>90</u>
746735 - REMOVAL OF PEDESTAL POLE. ....	<u>91</u>
746850 - POLE BASE, TYPE 4A. ....	<u>92</u>
746924 - FURNISH & INSTALL LOOP WIRE 1-CONDUCTOR #14 AWG ENCASED IN ¼" FLEXIBLE TUBING IN A LOOP SAWCUT. ....	<u>94</u>
747515 - CABINET BASE TYPE M. ....	<u>97</u>
748548 - PERMANENT PAVEMENT STRIPING, EPOXY RESIN PAINT, WHITE/YELLOW, 5" .....	<u>98</u>
748530 - REMOVAL OF PAVEMENT STRIPING. ....	<u>107</u>
749687 - INSTALLATION OR REMOVAL OF TRAFFIC SIGN ON SINGLE SIGN POST. ....	<u>108</u>
760507 - PROFILE MILLING, BITUMINOUS CONCRETE. ....	<u>109</u>
763501 - CONSTRUCTION ENGINEERING. ....	<u>111</u>
763643 - MAINTENANCE OF TRAFFIC – ALL INCLUSIVE. ....	<u>118</u>
<b>UTILITY STATEMENT. ....</b>	<u>123</u>
<b>RIGHT OF WAY CERTIFICATE. ....</b>	<u>132</u>
<b>ENVIRONMENTAL STATEMENT. ....</b>	<u>133</u>
<b>RAILROAD STATEMENT. ....</b>	<u>134</u>
<b>BID PROPOSAL FORMS. ....</b>	<u>135</u>
BREAKOUT SHEET. ....	<u>143</u>
<b>DRUG TESTING AFFIDAVIT. ....</b>	<u>146</u>
<b>CERTIFICATION. ....</b>	<u>147</u>
<b>BID BOND. ....</b>	<u>149</u>

**GENERAL NOTICES**

SPECIFICATIONS:

The specifications entitled "Delaware Standard Specifications for Road and Bridge Construction, August, 2001", hereinafter referred to as the Standard Specifications; Supplemental Standard Specifications; the Special Provisions; notes on the Plans; this Bid Proposal; and any addenda thereto, shall govern the work to be performed under this contract.

CLARIFICATIONS:

Under any Section or Item included in the Contract, the Contractor shall be aware that when requirements, responsibilities, and furnishing of materials are outlined in the details and notes on the Plans and in the paragraphs preceding the "Basis of Payment" paragraph in the Standard Specifications or Special Provisions, no interpretation shall be made that such stipulations are excluded because reiteration is not made in the "Basis of Payment" paragraph.

ATTESTING TO NON-COLLUSION:

The Department requires as a condition precedent to acceptance of bids a sworn statement executed by, or on behalf of, the person, firm, association, or corporation to whom such contract is to be awarded, certifying that such person, firm, association, or corporation has not, either directly or indirectly, entered into any agreement, participated in any collusion, or otherwise taken any action in restraint of free competitive bidding in connection with such contract. The form for this sworn statement is included in the proposal and must be properly executed in order to have the bid considered.

QUANTITIES:

The quantities shown are for comparison of bids only. The Department may increase or decrease any quantity or quantities without penalty or change in the bid price.

EQUALITY OF EMPLOYMENT OPPORTUNITY ON PUBLIC WORKS:

Delaware Code, Title 29, Chapter 69, Section 6962, Paragraph (d), Subsection (7) states;

- a. As a condition of the awarding of any contract for public works financed in whole or in part by State appropriation, such contracts shall include the following provisions:

During the performance of this contract, the contractor agrees as follows:

1. The contractor will not discriminate against any employee or applicant for employment because of race, creed, color, sex, sexual orientation, gender identity or national origin. The contractor will take positive steps to ensure that applicants are employed and that employees are treated during employment without regard to their race, creed, color, sex, sexual orientation, gender identity or national origin. Such action shall include, but not be limited to, the following: employment, upgrading, demotion or transfer; recruitment or recruitment advertising; layoff or termination; rates of pay or other forms of compensation; and selection for training, including apprenticeship. The contractor agrees to post in conspicuous places available to employees and applicants for employment notices to be provided by the contracting agency setting forth this nondiscrimination clause.
2. The contractor will, in all solicitations or advertisements for employees placed by or on behalf of the contractor, state that all qualified applicants will receive consideration for employment without regard to race, creed, color, sex, sexual orientation, gender identity or national origin.
3. The contractor will ensure employees receive equal pay for equal work, without regard to sex. Employee pay differential is acceptable if pursuant to a seniority system, a merit system, a system which measures earnings by quantity or quality of production, or if the differential is based on any other factor other than sex.

TAX CLEARANCE:

As payments to each vendor or contractor aggregate \$2,000, the Division of Accounting will report such vendor or contractor to the Division of Revenue, who will then check the vendor or contractor's compliance with tax requirements and take such further action as may be necessary to insure compliance.

LICENSE:

A person desiring to engage in business in this State as a contractor shall obtain a license upon making application to the Division of Revenue. Proof of said license compliance to be made prior to, or in conjunction with, the execution of a contract to which he has been named.

SUBCONTRACTOR LICENSE: 29 DEL. C. §6967:

(c) Any contractor that enters a public works contract must provide to the agency to which it is contracting, within 30 days of entering such public works contract, copies of all occupational and business licenses of subcontractors and/or independent contractors that will perform work for such public works contract. However, if a subcontractor or independent contractor is hired or contracted more than 20 days after the contractor entered the public works contract the occupational or business license of such subcontractor or independent contractor shall be provided to the agency within 10 days of being contracted or hired.

DIFFERING SITE CONDITIONS,

SUSPENSIONS OF WORK and SIGNIFICANT CHANGES IN THE CHARACTER OF WORK:

Differing site conditions: During the progress of the work, if subsurface or latent physical conditions are encountered at the site differing materially from those indicated in the contract or if unknown physical conditions of an unusual nature, differing materially from those ordinarily encountered and generally recognized as inherent in the work provided for in the contract are encountered at the site, the party discovering such conditions shall promptly notify the other party in writing of the specific differing conditions before they are disturbed and before the affected work is performed.

Upon written notification, the engineer will investigate the conditions, and if he/she determines that the conditions materially differ and cause an increase or decrease in the cost or time required for the performance of any work under the contract, an adjustment, excluding loss of anticipated profits, will be made and the contract modified in writing accordingly. The engineer will notify the contractor of his/her determination whether or not an adjustment of the contract is warranted.

No contract adjustment which results in a benefit to the contractor will be allowed unless the contractor has provided the required written notice.

No contract adjustment will be allowed under their clause for any effects caused on unchanged work.

Suspensions of work ordered by the engineer: If the performance of all or any portion of the work is suspended or delayed by the engineer in writing for an unreasonable period of time (not originally anticipated, customary or inherent to the construction industry) and the contractor believes that additional compensation and/or contract time is due as a result of such suspension or delay, the contractor shall submit to the engineer in writing a request for adjustment within 7 calendar days of receipt of the notice to resume work. The request shall set forth the reasons and support for such adjustment.

Upon receipt, the engineer will evaluate the contractor's request. If the engineer agrees that the cost and/or time required for the performance of the contract has increased as a result of such suspension and the suspension was caused by conditions beyond the control of and not the fault of the contractor, its suppliers, or subcontractors at any approved tier, and not caused by weather, the engineer will make an adjustment (excluding profit) and modify the contract in writing accordingly. The engineer will notify the contractor of his/her determination whether or not an adjustment of the contract is warranted.

No contract adjustment will be allowed unless the contractor has submitted the request for adjustment within the time prescribed.



No contract adjustment will be allowed under this clause to the extent that performance would have been suspended or delayed by any other cause, or for which an adjustment is provided for or excluded under any other term or condition of this contract.

Significant changes in the character of work: The engineer reserves the right to make, in writing, at any time during the work, such changes in quantities and such alterations in the work as are necessary to satisfactorily complete the project. Such changes in quantities and alterations shall not invalidate the contract nor release the surety, and the contractor agrees to perform the work as altered.

If the alterations or changes in quantities significantly change the character of the work under the contract, whether or not changed by any such different quantities or alterations, an adjustment, excluding loss of anticipated profits, will be made to the contract. The basis for the adjustment shall be agreed upon prior to the performance of the work. If a basis cannot be agreed upon, then an adjustment will be made either for or against the contractor in such amount as the engineer may determine to be fair and equitable.

The term "significant change" shall be construed to apply only to the following circumstances:

- (A) When the character of the work as altered differs materially in kind or nature from that involved or included in the original proposed construction or
- (B) When a major item of work, as defined elsewhere in the contract, is increased in excess of 125 percent or decreased below 75 percent of the original contract quantity. Any allowance for an increase in quantity shall apply only to that portion in excess of 125 percent of original contract item quantity, or in case of a decrease below 75 percent, to the actual amount of work performed.

CONFLICT WITH FEDERAL STATUTES OR REGULATIONS:

Delaware Code, Title 29, Chapter 69, Section 6904, Paragraph (a):

"If any provision of this subchapter conflicts or is inconsistent with any statute, rule or regulation of the federal government applicable to a project or activity, the cost of which is to be paid or reimbursed in whole or in part by the federal government, and due to such conflict or inconsistency the availability of federal funds may be jeopardized, such provision shall not apply to such project or activity."

FEDERAL LABOR AND EMPLOYMENT REQUIREMENTS

Federal Regulation 23 CFR § 635.117(b) Labor and employment, states:

"No procedures or requirement shall be imposed by any State which will operate to discriminate against the employment of labor from any other State, possession or territory of the United States, in the construction of a Federal-aid project."

CONVICT PRODUCED MATERIALS:

- (a) Materials produced after July 1, 1991, by convict labor may only be incorporated in a Federal-aid highway construction project if such materials have been:
  - (1) Produced by convicts who are on parole, supervised release, or probation from a prison or
  - (2) Produced in a qualified prison facility and the cumulative annual production amount of such materials for use in Federal-aid highway construction does not exceed the amount of such materials produced in such facility for use in Federal-aid highway construction during the 12-month period ending July 1, 1987.
- (b) Qualified prison facility means any prison facility in which convicts, during the 12-month period ending July 1, 1987, produced materials for use in Federal-aid highway construction projects.

TO REPORT BID RIGGING ACTIVITIES:

The U. S. Department of Transportation (DOT) operates the below toll-free "hotline" Monday through Friday, 8:00 a.m. to 5:00 p.m. eastern time. Anyone with knowledge of possible bid rigging, bidder collusion, or other fraudulent activities should use the "hotline" to report such activities.

The "hotline" is part of the DOT's continuing effort to identify and investigate highway construction contract fraud and abuse and is operated under the direction of the DOT Inspector General. All information will be treated confidentially and caller anonymity will be respected.

TO REPORT BID RIGGING ACTIVITIES  
CALL 1-800-424-9071

NOTICE OF REQUIREMENT FOR AFFIRMATIVE ACTION  
TO ENSURE EQUAL EMPLOYMENT OPPORTUNITY  
(EXECUTIVE ORDER 11246)

1. The Offeror's or Bidder's attention is called to the "Equal Opportunity Clause" and the "Standard Federal Equal Employment Specifications" set forth herein.
2. The goals and timetables for minority and female participation, expressed in percentage terms for the Contractor's aggregate work force in each trade on all construction work in the covered area, are as follows:

Goals for Minority Participation In  
Each Trade

12.3% (New Castle County)  
14.5% (Kent & Sussex Counties)

Goals for Female Participation In  
Each Trade

6.9% (Entire State)

These goals are applicable to all the Contractor's construction work (whether or not it is Federal or federally assisted) performed in the covered area. If the contractor performs construction work in a geographical area located outside of the covered area, it shall apply the goals established for such geographical area where the work is actually performed. With regard to this second area, the contractor also is subject to the goals for both its federally involved and non-federally involved construction.

The Contractor's compliance with the Executive Order and the Executive Order and the regulations in CFR Part 60-4 shall be based on its implementation of the Equal Opportunity Clause, specific affirmative action obligations required by the specifications set forth in 41 CFR 60-4.3(a), and its efforts to meet the goals. The hours of minority and female employment and training must be substantially uniform throughout the length of the contract, and in each trade, and the contractor shall make a good faith effort to employ minorities and women evenly on each of its projects. The transfer of minority or female employees or trainees from Contractor to Contractor or from project to project for the sole purpose of meeting the Contractor's goals shall be a violation of the contract, the Executive Order, and the regulations in 41 CFR Part 60-4. Compliance with the goals will be measured against the total work hours performed.

3. The Contractor shall provide written notification to the Director of the Office of Federal Contract Compliance Programs within 10 working days of award of any construction subcontract in excess of \$10,000 at any tier for construction work under the contract resulting from this solicitation. The notification shall list the name, address, and telephone number of the subcontractor; employer identification number of the subcontractor; estimated dollar amount of the subcontract; estimated starting and completion dates of the subcontract; and the geographical area in which the subcontract is to be performed.
4. As used in this Notice, and in the contract resulting from this solicitation, the "covered area" is Kent County.

REV. 11-3-80

STANDARD FEDERAL EQUAL EMPLOYMENT OPPORTUNITY  
CONSTRUCTION CONTRACT SPECIFICATIONS (EXECUTIVE ORDER 11246)

1. As used in these specifications:
  - a. "Covered area" means the geographical area described in the solicitation from which this contract resulted;
  - b. "Director" means Director, Office of Federal Contract Compliance Programs, United States Department of Labor, or any person to whom the Director delegates authority;
  - c. "Employer identification number" means the Federal Social Security number used on the Employer's Quarterly Federal Tax Return, U.S. Treasury Department Form 941.
  - d. "Minority" includes:
    - i. Black (all persons having origins in any of the Black African racial groups not of Hispanic origin);
    - ii. Hispanic (all persons of Mexican, Puerto Rican, Cuban, Central or South American or other Spanish Culture or origin, regardless of race);
    - iii. Asian and Pacific Islander (all persons having origins in any of the original peoples of the Far East, Southeast Asia, the Indian Subcontinent, or the Pacific Islands); and
    - iv. American Indian or Alaskan Native (all persons having origins in any of the original peoples of North America and maintaining identifiable tribal affiliations through membership and participation or community identification).
2. Whenever the Contractor, or any Subcontractor at any tier, subcontracts a portion of the work involving any construction trade, it shall physically include in each subcontract in excess of \$10,000 the provisions of these specifications and the Notice which contains the applicable goals for minority and female participation and which is set forth in the solicitations from which this contract resulted.
3. If the Contractor is participating (pursuant to 41 CFR 60-4.5) in a Hometown Plan approved by the U.S. Department of Labor in the covered area either individually or through an association, its affirmative action obligations on all work in the Plan area (including goals and timetables) shall be in accordance with that Plan for those trades which have unions participating in the Plan. Contractors must be able to demonstrate their participation in and compliance with the provisions of any such Hometown Plan. Each Contractor or Subcontractor participating in an approved Plan is individually required to comply with its obligations under the EEO clause, and to make a good faith effort to achieve each goal under the Plan in each trade in which it has employees. The overall good faith performance by other Contractors or Subcontractors toward a goal in an approved plan does not excuse any covered Contractor's or Subcontractor's failure to take good faith efforts to achieve the Plan goals and timetables.
4. The Contractor shall implement the specific affirmative action standards provided in paragraphs 7a through 7p of these specifications. The goals set forth in the solicitation from which this contract resulted are expressed as percentages of the total hours of employment and training of minority and female utilization the Contractor should reasonably be able to achieve in each construction trade in which it has employees in the covered area. Covered Construction contractors performing construction work in geographical areas where they do not have a Federal or federally assisted construction contract shall apply the minority and female goals established for the geographical area where the work is being performed. Goals are published periodically in the Federal Register in notice form, and such notices may be obtained from any Office of Federal Contract Compliance Program Office or from the Federal procurement contracting offices. The Contractor is expected to make substantially uniform progress in meeting its goals in each craft during the period specified.
5. Neither the provisions of any collective bargaining agreement, nor the failure by a union with whom the Contractor has a collective bargaining agreement, to refer either minorities or women shall excuse the Contractor's obligations under these specifications, Executive Order 11246, or the regulations promulgated pursuant thereto.
6. In order for the nonworking training hours of apprentices and trainees to be counted in meeting the goals, such apprentices and trainees must be employed by the Contractor during the training period, and the Contractor must have made a commitment to employ the apprentices and trainees at the completion of their training, subject to the availability of employment opportunities. Trainees must be trained pursuant to training programs approved by the U.S. Department of Labor.

7. The Contractor shall take specific affirmative actions to ensure equal employment opportunity. The evaluation of the Contractor's compliance with these specifications shall be based upon its effort to achieve maximum results from its actions. The Contractor shall document these efforts fully, and shall implement affirmative action steps at least as extensive as the following:
- a. Ensure and maintain a working environment free of harassment, intimidation, and coercion at all sites, and in all facilities at which the Contractor's employees are assigned to work. The Contractor, where possible, will assign two or more women to each construction project. The Contractor shall specifically ensure that all foremen, superintendents, and other on-site supervisory personnel are aware of and carry out the Contractor's obligation to maintain such a working environment, with specific attention to minority or female individuals working at such sites or in such facilities.
  - b. Establish and maintain a current list of minority and female recruitment sources, provide written notification to minority and female recruitment sources and to community organizations when the Contractor or its unions have employment opportunities available, and maintain a record of the organizations' responses.
  - c. Maintain a current file of the names, addresses and telephone numbers of each minority and female off-the-street applicant and minority or female referral from a union, a recruitment source or community organization and of what action was taken with respect to each such individual. If such individual was sent to the union hiring hall for referral and was not referred back to the Contractor by the union or, if referred, not employed by the Contractor, this shall be documented in the file with the reason therefor, along with whatever additional actions the Contractor may have taken.
  - d. Provide immediate written notification to the Director when the union or unions with which the Contractor has a collective bargaining agreement has not referred to the Contractor a minority person or woman sent by the Contractor, or when the Contractor has other information that the union referral process has impeded the Contractor's efforts to meet its obligations.
  - e. Develop on-the-job training opportunities and/or participate in training programs for the area which expressly include minorities and women, including upgrading programs and apprenticeship and trainee programs relevant to the Contractor's employment needs, especially those programs funded or approved by the Department of Labor. The Contractor shall provide notice of these programs to the sources compiled under 7b above.
  - f. Disseminate the Contractor's EEO policy by providing notice of the policy to unions and training programs and requesting their cooperation in assisting the Contractor in meeting its EEO obligations; by including it in any policy manual and collective bargaining agreement; by publicizing it in the company newspaper, annual report, etc.; by specific review of the policy with all management personnel and with all minority and female employees at least once a year; and by posting the company EEO policy on bulletin boards accessible to all employees at each location where construction work is performed.
  - g. Review, at least annually, the company's EEO policy and affirmative action obligations under these specifications with all employees having any responsibility for hiring, assignment, layoff, termination or other employment decisions including specific review of these items with on-site supervisory personnel such as Superintendents, General Foreman, etc., prior to the initiation of construction work at any job site. A written record shall be made and maintained identifying the time and place of these meetings, persons attending, subject matter discussed, and disposition of the subject matter.
  - h. Disseminate the Contractor's EEO policy externally by including it in any advertising in the news media, specifically including minority and female news media, and providing written notification to and discussing the Contractor's EEO policy with other Contractors and Subcontractors with whom the Contractor does or anticipates doing business.
  - i. Direct its recruitment efforts, both oral and written, to minority, female and community organizations, to schools with minority and female students and to minority and female recruitment and training organizations serving the Contractor's recruitment area and employment needs. Not later than one month prior to the date for the acceptance of applications for apprenticeship or other training by any recruitment source, the Contractor shall send written notification to organizations such as the above, describing the openings, screening procedures, and tests to be used in the selection process.
  - j. Encourage present minority and female employees to recruit other minority persons and women and, where reasonable, provide after school, summer and vacation employment to minority and female youth both on the site and in other areas of a Contractor's work force.
  - k. Validate all tests and other selection requirements where there is an obligation to do so under 41 CFR Part 60-3.

- l. Conduct, at least annually, an inventory and evaluation at least of all minority and female personnel for promotional opportunities and encourage these employees to seek or to prepare for, through appropriate training, etc., such opportunities.
  - m. Ensure that seniority practices, job classifications, work assignments and other personnel practices, do not have a discriminatory effect by continually monitoring all personnel and employment related activities to ensure that the EEO policy and the Contractor's obligations under these specifications are being carried out.
  - n. Ensure that all facilities and company activities are nonsegregated except that separate or single-user toilet and necessary changing facilities shall be provided to assure privacy between the sexes.
  - o. Document and maintain a record of all solicitations of offers for subcontractors from minority and female construction contractors and suppliers, including circulation of solicitations to minority and female contractor associations and other business associations.
  - p. Conduct a review, at least annually, of all supervisors' adherence to and performance under the Contractor's EEO policies and affirmative action obligations.
8. Contractors are encouraged to participate in voluntary associations which assist in fulfilling one or more of their affirmative action obligations (7a through p). The efforts of a contractor association, joint contractor-union, contractor-community, or other similar group of which the Contractor is a member and participant, may be asserted as fulfilling any one or more of its obligations under 7a through p of these Specifications provided that the Contractor actively participates in the group, makes every effort to assure that the group has a positive impact on the employment of minorities and women in the industry, ensures that the concrete benefits of the program are reflected in the Contractor's minority and female work force participating, makes a good faith effort to meet its individual goals and timetables, and can provide access to documentation which demonstrates the effectiveness of actions taken on behalf of the Contractor. The obligation to comply, however, is the Contractor's and failure of such a group to fulfill an obligation shall not be a defense for the Contractor's noncompliance.
  9. A single goal for minorities and a separate single goal for women have been established. The Contractor, however, is required to provide equal employment opportunity and to take affirmative action for all minority groups, both male and female, and all women, both minority and non-minority. Consequently, the Contractor may be in violation of the Executive Order if a particular group is employed in a substantially disparate manner (for example, even though the Contractor has achieved its goals for women generally, the Contractor may be in violation of the Executive Order if a specific minority group of women is under utilized).
  10. The Contractor shall not use the goals and timetables or affirmative action standards to discriminate against any person because of race, color, religion, sex, or national origin.
  11. The Contractor shall not enter into any Subcontract with any person or firm debarred from Government contracts pursuant to Executive Order 11246.
  12. The Contractor shall carry out such sanctions and penalties for violation of these specifications and of the Equal Opportunity Clause, including suspension, termination and cancellation of existing subcontracts as may be imposed or ordered pursuant to Executive Order 11246, as amended, and its implementing regulations, by the Order of Federal Contract Compliance Programs. Any Contractor who fails to carry out such sanctions and penalties shall be in violation of these specifications and Executive Order 11246, as amended.
  13. The Contractor, in fulfilling its obligations under these specifications, shall implement specific affirmative action steps, at least as extensive as those standards prescribed in paragraph 7 of these specifications, so as to achieve maximum results from its efforts to ensure equal employment opportunity. If the Contractor fails to comply with the requirements of the Executive Order, the implementing regulations, or these specifications, the Director shall proceed in accordance with 41 CFR 60-4.8.
  14. The Contractor shall designate a responsible official to monitor all employment-related activity to ensure that the company EEO policy is being carried out, to submit reports relating to the provisions hereof as may be required by the Government, and to keep records. Records shall at least include for each employee the name, address, telephone numbers, construction trade, union affiliation if any, employee identification number when assigned, social security number, race, sex, status (e.g., mechanic, apprentice, trainee, helper, or laborer), dates of changes in status, hours worked per week in the indicated trade, rate

of pay, and locations at which the work was performed. Records shall be maintained in an easily understandable and retrievable form; however, to the degree that existing records satisfy this requirement, contractors shall not be required to maintain separate records.

15. Nothing herein provided shall be construed as a limitation upon the application of other laws which establish different standards of compliance or upon the application of requirements for the hiring of local or other area residents (e.g., those under the Public Works Employment Act of 1977 and the Community Development Block Grant Program).

\* \* \* \* \*

#### TRAINING SPECIAL PROVISIONS

This Training Special Provision supersedes subparagraph 7b of the Special Provision entitled "Specific Equal Employment Opportunity Responsibilities", (Attachment 1), and is in implementation of 23 U.S.C. 140(a). As part of the contractor's equal employment opportunity affirmative action program, training shall be provided as follows:

The contractor shall provide on-the-job training aimed at developing full journeyman in the type of trade or job classification involved.

The number of trainees to be trained under the special provision will be 0. In the event the contractor subcontracts a portion of the contract work, he shall determine how many, if any, of the trainees are to be trained by the subcontractor, provided however, that the contractor shall retain the primary responsibility for meeting the training requirements imposed by this special provision. The contractor shall also insure that this Training Special Provision is made applicable to such subcontract. Where feasible, 25 percent of apprentices or trainees in each occupation shall be in their first year apprenticeship or training.

The number of trainees shall be distributed among the work classification on the basis of the contractor's needs and the availability of journeymen in the various classifications within a reasonable area of recruitment. Prior to commencing construction, the contractor shall submit to the Department of Highways and Transportation for approval the number of trainees to be trained in each selected classification and training program to be used. Furthermore, the contractor shall specify the starting time for training in each of the classifications. The contractor will be credited for each trainee employed by him on the contract work who is currently enrolled or becomes enrolled in an approved program and will be reimbursed for such trainees as provided hereinafter.

Training and upgrading of minorities and women toward journeyman status is a primary objective of this Training Special Provision. Accordingly, the contractor shall make every effort to enroll minority trainees and women (e.g., by conducting systematic and direct recruitment through public and private sources likely to yield minority and women trainees) to the extent that such persons are available within a reasonable area of recruitment. The contractor will be responsible for demonstrating the steps that he has taken in pursuance thereof, prior to a determination as to whether the contractor is in compliance with this Training Special Provision. This training commitment is not intended, and not be used, to discriminate against any applicant for training, whether a member of a minority group or not.

No employee shall be employed as a trainee in any classification in which he has successfully completed a training course leading to journeyman status or in which he has been employed as a journeyman. The contractor should satisfy this requirement by including appropriate questions in the employee application or by other suitable means. Regardless of the method used the contractor's records should document the findings in each case.

The minimum length and type of training for each classification will be as established in the training program selected by the contractor and approved by the Department of Highways and Transportation and the Federal Highway Administration. The Department of Highways and Transportation and the Federal Highway Administration shall approve a program if it is reasonably calculated to meet the equal employment opportunity obligations of the contractor and to qualify the average trainee for journeyman status in the classification concerned by the end of the training period. Furthermore, apprenticeship programs registered with the U.S. Department of Labor, Bureau of Apprenticeship and Training, or with a State apprenticeship agency recognized by the Bureau and training programs approved but not necessarily sponsored by the U.S. Department of Labor, Manpower Administration, Bureau of Apprenticeship and Training shall also be considered acceptable provided it is being administered in a manner consistent with the equal employment

obligations of Federal-aid highway construction contracts. Approval or acceptance of a training program shall be obtained from the State prior to commencing work the classification covered by the program. It is the intention of these provisions that the training is to be provided in the construction crafts rather than clerk-typists or secretarial-type positions. Training is permissible in lower level management positions such as office engineers, estimators, timekeepers, etc., where the training is oriented toward construction applications. Training in the laborer classification may be permitted provided that significant and meaningful training is provided and approved by the division office. Some off-site training is permissible as long as the training is an integral part of an approved training program and does not comprise a significant part of the overall training.

Except as otherwise noted below, the contractor will be reimbursed 80 cents per hour of training given an employee on this contract in accordance with an approved training program. As approved by the engineer, reimbursement will be made for training persons in excess of the number specified herein. This reimbursement will be made even though the contractor receives additional training program funds from other sources, provided such other sources does not specifically prohibit the contractor from receiving other reimbursement. Reimbursement for off-site training indicated above may only be made to the contractor where he does one or more of the following and the trainees are concurrently employed on a Federal-aid project; contributes to the cost of the training; provides the instruction of the trainee; or pays the trainee's wages during the off-site training period.

No payment shall be made to the contractor if either the failure to provide the required training, or the failure to hire the trainees as a journeyman, is caused by the contractor and evidences a lack of good faith on the part of the contractor in meeting the requirements of this Training Special Provision. It is normally expected that a trainee will begin his training on the project as soon as feasible after start of work utilizing the skill involved and remain on the project as long as training opportunities exist in his work classification or until he has completed his training program. It is not required that all trainees be on board for the entire length of the contract. A contractor will have fulfilled his responsibilities under this Training Special Provision if he has provided acceptable training to the number of trainees specified. The number trained shall be determined on the basis of the total number enrolled on the contract for a significant period.

Trainees will be paid a least 60 percent of the appropriate minimum journeymen's rate specified in the contract for the first half of the of the training period, 75 percent for the third quarter of the training period, and 90 percent for the last quarter of the training period, unless apprentices or trainees is an approved existing program are enrolled as trainees on this project. In fact case, the appropriate rates approved by the Department of Labor or Transportation in connection with the existing program shall apply to all trainees being trained for the same classification who are covered by this Training Special Provisions.

The contractor shall furnish the trainee a copy of the program he will follow in providing the training.

The contractor shall provide each trainee with a certification showing the type and length of training satisfactorily completed.

The contractor will provide for the maintenance of records and furnish periodic reports documenting his performance under this Training Special Provision.

\* \* \* \* \*

#### INTERMODAL SURFACE TRANSPORTATION EFFICIENCY ACT & TRANSPORTATION EQUITY ACT

Recipients of Federal-aid highway funds authorized under Titles I (other than Part B) and V of the Intermodal Surface Transportation Efficiency Act of 1991 (ISTEA), or Titles I, III, and V of the Transportation Equity Act for the 21st Century (TEA-21) are required to comply with the regulations of 49 Code of Federal Regulations (CFR) Part 26 - Participation by Disadvantaged Business Enterprises in Department of Transportation Financial Assistance Programs.

#### DISADVANTAGED BUSINESS ENTERPRISE (DBE) PROGRAM SPECIFICATION

The U.S. Department of Transportation (DOT) requires that the Delaware Department of Transportation continue the established Disadvantaged Business Enterprise (DBE) Program for participation in U.S. DOT programs and that the program follow the final rules as stated in 49 CFR Part 26 and the Department's approved DBE Program plan.

The following definitions apply to this subpart:



Disadvantaged Business Enterprise or DBE means a for-profit small business concern (1) that is at least 51 percent owned by one or more individuals who are both socially and economically disadvantaged or, in the case of a corporation, in which 51 percent of the stock is owned by one or more such individuals; and, (2) whose management and daily business operations are controlled by one or more of the socially and economically disadvantaged individuals who own it.

DOT-assisted contract means any contract between a recipient and a contractor (at any tier) funded in whole or in part with DOT financial assistance, including letters of credit or loan guarantees, except a contract solely for the purchase of land.

Good Faith Efforts means efforts to achieve a DBE goal or other requirement of this part which, by their scope, intensity, and appropriateness to the objective, can reasonably be expected to fulfill the program requirement.

Joint Venture means an association of a DBE firm and one or more other firms to carry out a single, for-profit business enterprise, for which the parties combine their property, capital, efforts, skills and knowledge, and in which the DBE is responsible for a distinct, clearly defined portion of the work of the contract and whose share in the capital contribution, control, management, risks, and profits of the joint venture are commensurate with its ownership interest.

Race-conscious measure or program is one that is focused specifically on assisting only DBEs, including women-owned DBEs.

Race-neutral measure or program is one that is, or can be, used to assist all small businesses. For the purposes of this part, race-neutral includes gender neutrality.

Small Business concern means, with respect to firms seeking to participate as DBEs in DOT-assisted contracts, a small business concern as defined pursuant to section 3 of the Small Business Act and Small Business Administration regulations implementing it (13 CFR part 121) that also does not exceed the cap on average annual gross receipts specified in 49 CFR §26.65(b).

Socially and economically disadvantaged individuals means any individual who is a citizen (or lawfully admitted permanent resident) of the United States and who is - (1) any individual who a recipient finds to be a socially and economically disadvantaged individual on a case-by-case basis; (2) any individual in the following groups, members of which are rebuttably presumed to be socially and economically disadvantaged:

- (i) Black Americans which includes persons having origins in any of the Black racial groups of Africa;
- (ii) Hispanic Americans which includes persons of Mexican, Puerto Rican, Cuban, Dominican, Central or South American, or other Spanish or Portuguese culture or origin, regardless of race;
- (iii) Native Americans which includes persons who are American Indians, Eskimos, Aluets, or Native Hawaiians;
- (iv) Asian-Pacific Americans which includes persons whose origins are from Japan, China, Taiwan, Korea, Burma (Myanmar), Vietnam, Laos, Cambodia (Kampuchea), Thailand, Malaysia, Indonesia, the Philippines, Brunei, Samoa, Guam, the U.S. Trust Territories of the Pacific Islands (Republic of Palau), the Commonwealth of the Northern Marianas Islands, Macao, Fiji, Tonga, Kiribati, Juvalu, Nauru, Federated States of Micronesia, or Hong Kong;
- (v) Subcontinent Asian Americans which includes persons whose origins are from India, Pakistan, Bangladesh, Bhutan, the Maldives Islands, Nepal or Sri Lanka;
- (vi) Women;
- (vii) Any additional groups whose members are designated as socially and economically disadvantaged by the SBA, at such time as the SBA designation becomes effective.

DelDOT will establish specific goals for each particular DOT-assisted project which will be expressed as a percentage of the total dollar amount of contract bid. The specific contract goals for this contract are:

### **Disadvantaged Business Enterprise 14 % Percent**

DelDOT continues to reserve the right to approve DBE subcontractors and all substitutions of DBE subcontractors prior to award and during the time of the contract.

Bidders are required to submit with their bids the completed DBE Program Assurance portion of the Certification document which will state the bidders intent of meeting the goals established for this contract; or in the instance where a contractor cannot meet the assigned DBE Goals for this contract, he/she shall at the time of bid submit documentation required to verify that he/she has made a Good Faith Effort to meet the DBE Goals. Guidance for submitting a Good Faith Effort is identified in the next section and in the DBE Program Plan. Further, the apparent low bidder must submit to DelDOT within five (5) calendar days after

the bid opening, executed originals of each and every DBE subcontract to satisfy contract goals consistent with the DBE Program Assurance submitted as part of the bid package.

No contract work shall be performed by a DBE subcontractor until the executed DBE subcontract is approved in writing by DelDOT and the Department has issued the required Notice to Proceed. Any DBE subcontract relating to work to be performed pursuant to this contract, which is submitted to DelDOT for approval, must contain all DBE subcontractor information, the requirements contained in this contract, and must be fully executed by the contractor and DBE subcontractor.

Each contract between the prime contractor and each DBE subcontractor shall at the minimum include the following:

1. All pertinent provisions and requirements of the prime contract.
2. Description of the work to be performed by the DBE subcontractor.
3. The dollar value of each item of work to be completed by the DBE subcontractor and the bid price of each item of work to be completed by the DBE subcontractor.

\* \* \* \* \*

#### CRITICAL DBE REQUIREMENTS

A bid may be held to be non-responsive and not considered if the required DBE information is not provided. In addition, the bidder may lose its bidding capability on Department projects and such other sanctions as the Department may impose. It is critical that the bidder understands:

1. In the event that the bidder cannot meet the DBE goal as set forth in this specification, he/she shall at the time of bid submit to the Department that percentage of the DBE Goal that will be met, if any, on the written and notarized assurance made a part of this contract. The contractor shall also at the time of bid submit all documentation that the contractor wishes to have the Department consider in determining that the contractor made a Good Faith Effort to meet contract DBE Goals. The Department will not accept Good Faith Effort documentation other than on the scheduled date and time of the bid opening. However, the Department may ask for clarification of information submitted should the need arise.
2. A bid which does not contain either a completely executed DBE Program Assurance and/or Good Faith Effort documentation, where appropriate, shall be declared non-responsive and shall not be considered by the Department.
3. Failure of the apparent low bidder to present originals of all DBE subcontracts to substantiate the volume of work to be performed by DBE's as indicated in the bid within five (5) calendar days after the bid opening shall create a rebuttable presumption that the bid is not responsive.
4. Bidders are advised that failure to meet DBE Goals during the term of the contract may subject them to Department sanctions as identified in the DBE Program Plan.
5. In the execution of this contract, the successful bidder agrees to comply with the following contract clauses:

**Prompt Payment:** The prime contractor/consultant receiving payments shall, within 30 days of receipt of any payment, file a statement with the Department on a form to be determined by the Department that all subcontractors furnishing labor or material have been paid the full sum due them at the stage of the contract, except any funds withheld under the terms of the contract as required by Chapter 8, Title 17 of the Delaware Code, annotated and as amended. Any delay or postponement of payment from the above referenced time frame may occur only for good cause following written approval of DelDOT. This clause applies to both DBE and non-DBE subcontractors.

**Retainage:** The prime contractor agrees to return retainage to each subcontractor within 15 calendar days after the subcontractor's work is satisfactorily completed. Any delay or postponement of payment from the above referenced time frame may occur only for good cause following written approval of DelDOT. This clause covers both DBE and non-DBE subcontractors. As guidance, once a subcontractor has satisfactorily completed the physical work, and has given to the prime contractor a certified statement that all laborers, lower tier contractors, and materialmen who have furnished labor and materials to the subcontractor have been paid all monies due them, the prime contractor shall return retainage to the subcontractor within 15 calendar days.

6. In the execution of this contract, the successful bidder agrees to comply with the following contract assurance and will include this same language in each subcontractor contract:

"The contractor or subcontractor shall not discriminate on the basis of race, color, national origin, or sex in the performance of this contract. The contractor shall carry out applicable requirements of 49 CFR Part 26 in the award and administration of DOT-assisted contracts. Failure by the contractor to carry out these requirements is a material breach of this contract, which may result in the termination of this contract or such remedy as the recipient deems appropriate." 49 CFR Section 26.13

7. In addition to this specification, bidders must comply with all provisions of the rules and regulations adopted by the U.S. Department of Transportation for DBE participation in U.S. DOT and DelDOT Programs (49 CFR Part 26) and the Delaware Department of Transportation Disadvantaged Business Enterprise Program Plan; each of which is hereby incorporated and made part of this specification. Bidders are also reminded that they must be responsible and responsive bidders in all other aspects aside from the DBE Program in order to be awarded the contract.
8. In accordance with 49 CFR 26.53(f)(1), DelDOT requires that a prime contractor not terminate a DBE subcontractor without prior written consent from the DelDOT Civil Rights Office. This includes, but is not limited to, instances in which a prime contractor seeks to perform work originally designated for a DBE subcontractor with its own forces or those of an affiliate, a non-DBE firm, or with another DBE firm.

\* \* \* \* \*

#### GUIDANCE FOR GOOD FAITH EFFORT

When the DBE Goals established for a contract by DelDOT are not met, the contractor shall demonstrate good faith efforts to meet the DBE contract goals. The contractor shall demonstrate that the efforts made were those that a contractor actively and aggressively seeking to meet the goals established by DelDOT would make, given all relevant circumstances. Evidence of this good faith effort will be submitted with the bid at the time of the bid opening.

The contractor is expected to demonstrate good faith efforts by actively and aggressively seeking out DBE participation in the project to the maximum extent, given all relevant circumstances. Following are the kinds of efforts that may be taken but are not deemed to be exclusive or exhaustive and DelDOT will consider other factors and types of efforts that may be relevant:

1. Efforts made to select portions of the work proposed to be performed by DBEs in order to increase the likelihood of achieving the stated goal. Selection of portions of work are required to at least equal the goal for DBE utilization specified in this contract.
2. Written notification at least ten (10) calendar days prior to the opening of a bid soliciting DBE interest in participating in the contract as a subcontractor or supplier and for specific items of work.
3. Efforts made to obtain and negotiate with DBE firms for specific items of work:
  - a. Description of the means by which firms were solicited (i.e. by telephone, e-mail, written notice, advertisement).
  - b. The names, addresses, telephone numbers of DBE's contacted, the dates of initial contact; and whether initial solicitations of interest were followed-up by contacting the DBEs to determine with certainty whether the DBEs were interested.
  - c. A description of the information provided to DBE firms regarding the plans, specifications and estimated quantities for portions of the work to be performed.
  - d. A statement of why additional agreements with DBE's were not reached in order to meet the projected goal.
  - e. Listing of each DBE contacted but not contracted and the reasons for not entering a contract.
4. Efforts made to assist DBEs that need assistance in obtaining bonding, insurance, or lines of credit required by the contractor.
5. Reasons why certified DBEs are not available or not interested.
6. Efforts to effectively use the services of available disadvantaged community organizations; disadvantaged contractor's groups; local, state and federal DBE assistance offices; and other organizations that provide assistance in recruitment and placement of DBEs.

The following are examples of actions that may not be used as justification by the contractor for failure to meet DBE contract goals:

1. Failure to contract with a DBE solely because the DBE was unable to provide performance and/or payment bonds.
2. Rejection of a DBE bid or quotation based on price alone.

3. Rejection of a DBE because of its union or non-union status.
4. Failure to contract with a DBE because the contractor normally would perform all or most of the work in the contract.

Administrative reconsideration:

Within five (5) days of being informed by DelDOT that it is not responsive because it has not documented sufficient good faith efforts, a bidder may request administrative reconsideration. Bidder should make this request in writing to the following reconsideration official: Director of Administration, DelDOT, P. O. Box 778, Dover, Delaware 19903. The reconsideration official will not have played any role in the original determination that the bidder did not document sufficient good faith efforts.

As part of this reconsideration, the bidder will have the opportunity to provide written documentation or argument concerning the issue of whether it met the goal or made adequate good faith efforts to do so. The bidder will have the opportunity to meet in person with the reconsideration official, explaining the basis for finding that the bidder did or did not meet the goal or make adequate good faith efforts to do so. The final decision made by the reconsideration official will be communicated to the bidder in writing. The result of the reconsideration process is not administratively appealable to the U.S. Department of Transportation.

\* \* \* \* \*

**REQUIRED CONTRACT PROVISIONS - FEDERAL-AID CONSTRUCTION CONTRACTS**  
(Exclusive of Appalachian Contracts)

FHWA-1273 -- Revised May 1, 2012 <http://www.fhwa.dot.gov/programadmin/contracts/1273/1273.docx>

- I. General
- II. Nondiscrimination
- III. Nonsegregated Facilities
- IV. Davis-Bacon and Related Act Provisions
- V. Contract Work Hours and Safety Standards Act Provisions
- VI. Subletting or Assigning the Contract
- VII. Safety: Accident Prevention
- VIII. False Statements Concerning Highway Projects
- IX. Implementation of Clean Air Act and Federal Water Pollution Control Act
- X. Compliance with Governmentwide Suspension and Debarment Requirements
- XI. Certification Regarding Use of Contract Funds for Lobbying

**I. GENERAL**

1. Form FHWA-1273 must be physically incorporated in each construction contract funded under Title 23 (excluding emergency contracts solely intended for debris removal). The contractor (or subcontractor) must insert this form in each subcontract and further require its inclusion in all lower tier subcontracts (excluding purchase orders, rental agreements and other agreements for supplies or services).

The applicable requirements of Form FHWA-1273 are incorporated by reference for work done under any purchase order, rental agreement or agreement for other services. The prime contractor shall be responsible for compliance by any subcontractor, lower-tier subcontractor or service provider.

Form FHWA-1273 must be included in all Federal-aid design-build contracts, in all subcontracts and in lower tier subcontracts (excluding subcontracts for design services, purchase orders, rental agreements and other agreements for supplies or services). The design-builder shall be responsible for compliance by any subcontractor, lower-tier subcontractor or service provider.

Contracting agencies may reference Form FHWA-1273 in bid proposal or request for proposal documents, however, the Form FHWA-1273 must be physically incorporated (not referenced) in all contracts, subcontracts and lower-tier subcontracts (excluding purchase orders, rental agreements and other agreements for supplies or services related to a construction contract).

2. Subject to the applicability criteria noted in the following sections, these contract provisions shall apply to all work performed on the contract by the contractor's own organization and with the assistance of workers under the contractor's immediate superintendence and to all work performed on the contract by piecework, station work, or by subcontract.
3. A breach of any of the stipulations contained in these Required Contract Provisions may be sufficient grounds for withholding of progress payments, withholding of final payment, termination of the contract, suspension / debarment or any other action determined to be appropriate by the contracting agency and FHWA.
4. Selection of Labor: During the performance of this contract, the contractor shall not use convict labor for any purpose within the limits of a construction project on a Federal-aid highway unless it is labor performed by convicts who are on parole, supervised release, or probation. The term Federal-aid highway does not include roadways functionally classified as local roads or rural minor collectors.

**II. NONDISCRIMINATION**

The provisions of this section related to 23 CFR Part 230 are applicable to all Federal-aid construction contracts and to all related construction subcontracts of \$10,000 or more. The provisions of 23 CFR Part 230 are not applicable to material supply, engineering, or architectural service contracts.

In addition, the contractor and all subcontractors must comply with the following policies: Executive Order 11246, 41 CFR 60, 29 CFR 1625-1627, Title 23 USC Section 140, the Rehabilitation Act of 1973, as

amended (29 USC 794), Title VI of the Civil Rights Act of 1964, as amended, and related regulations including 49 CFR Parts 21, 26 and 27; and 23 CFR Parts 200, 230, and 633.

The contractor and all subcontractors must comply with: the requirements of the Equal Opportunity Clause in 41 CFR 60-1.4(b) and, for all construction contracts exceeding \$10,000, the Standard Federal Equal Employment Opportunity Construction Contract Specifications in 41 CFR 60-4.3.

Note: The U.S. Department of Labor has exclusive authority to determine compliance with Executive Order 11246 and the policies of the Secretary of Labor including 41 CFR 60, and 29 CFR 1625-1627. The contracting agency and the FHWA have the authority and the responsibility to ensure compliance with Title 23 USC Section 140, the Rehabilitation Act of 1973, as amended (29 USC 794), and Title VI of the Civil Rights Act of 1964, as amended, and related regulations including 49 CFR Parts 21, 26 and 27; and 23 CFR Parts 200, 230, and 633.

The following provision is adopted from 23 CFR 230, Appendix A, with appropriate revisions to conform to the U.S. Department of Labor (US DOL) and FHWA requirements.

1. Equal Employment Opportunity: Equal employment opportunity (EEO) requirements not to discriminate and to take affirmative action to assure equal opportunity as set forth under laws, executive orders, rules, regulations (28 CFR 35, 29 CFR 1630, 29 CFR 1625-1627, 41 CFR 60 and 49 CFR 27) and orders of the Secretary of Labor as modified by the provisions prescribed herein, and imposed pursuant to 23 U.S.C. 140 shall constitute the EEO and specific affirmative action standards for the contractor's project activities under this contract. The provisions of the Americans with Disabilities Act of 1990 (42 U.S.C. 12101 et seq.) set forth under 28 CFR 35 and 29 CFR 1630 are incorporated by reference in this contract. In the execution of this contract, the contractor agrees to comply with the following minimum specific requirement activities of EEO:
  - a. The contractor will work with the contracting agency and the Federal Government to ensure that it has made every good faith effort to provide equal opportunity with respect to all of its terms and conditions of employment and in their review of activities under the contract.
  - b. The contractor will accept as its operating policy the following statement:  
"It is the policy of this Company to assure that applicants are employed, and that employees are treated during employment, without regard to their race, religion, sex, color, national origin, age or disability. Such action shall include: employment, upgrading, demotion, or transfer; recruitment or recruitment advertising; layoff or termination; rates of pay or other forms of compensation; and selection for training, including apprenticeship, pre-apprenticeship, and/or on-the-job training."
2. EEO Officer: The contractor will designate and make known to the contracting officers an EEO Officer who will have the responsibility for and must be capable of effectively administering and promoting an active EEO program and who must be assigned adequate authority and responsibility to do so.
3. Dissemination of Policy: All members of the contractor's staff who are authorized to hire, supervise, promote, and discharge employees, or who recommend such action, or who are substantially involved in such action, will be made fully cognizant of, and will implement, the contractor's EEO policy and contractual responsibilities to provide EEO in each grade and classification of employment. To ensure that the above agreement will be met, the following actions will be taken as a minimum:
  - a. Periodic meetings of supervisory and personnel office employees will be conducted before the start of work and then not less often than once every six months, at which time the contractor's EEO policy and its implementation will be reviewed and explained. The meetings will be conducted by the EEO Officer.
  - b. All new supervisory or personnel office employees will be given a thorough indoctrination by the EEO Officer, covering all major aspects of the contractor's EEO obligations within thirty days following their reporting for duty with the contractor.
  - c. All personnel who are engaged in direct recruitment for the project will be instructed by the EEO Officer in the contractor's procedures for locating and hiring minorities and women.

- d. Notices and posters setting forth the contractor's EEO policy will be placed in areas readily accessible to employees, applicants for employment and potential employees.
  - e. The contractor's EEO policy and the procedures to implement such policy will be brought to the attention of employees by means of meetings, employee handbooks, or other appropriate means.
4. Recruitment: When advertising for employees, the contractor will include in all advertisements for employees the notation: "An Equal Opportunity Employer." All such advertisements will be placed in publications having a large circulation among minorities and women in the area from which the project work force would normally be derived.
- a. The contractor will, unless precluded by a valid bargaining agreement, conduct systematic and direct recruitment through public and private employee referral sources likely to yield qualified minorities and women. To meet this requirement, the contractor will identify sources of potential minority group employees, and establish with such identified sources procedures whereby minority and women applicants may be referred to the contractor for employment consideration.
  - b. In the event the contractor has a valid bargaining agreement providing for exclusive hiring hall referrals, the contractor is expected to observe the provisions of that agreement to the extent that the system meets the contractor's compliance with EEO contract provisions. Where implementation of such an agreement has the effect of discriminating against minorities or women, or obligates the contractor to do the same, such implementation violates Federal nondiscrimination provisions.
  - c. The contractor will encourage its present employees to refer minorities and women as applicants for employment. Information and procedures with regard to referring such applicants will be discussed with employees.
5. Personnel Actions: Wages, working conditions, and employee benefits shall be established and administered, and personnel actions of every type, including hiring, upgrading, promotion, transfer, demotion, layoff, and termination, shall be taken without regard to race, color, religion, sex, national origin, age or disability. The following procedures shall be followed:
- a. The contractor will conduct periodic inspections of project sites to insure that working conditions and employee facilities do not indicate discriminatory treatment of project site personnel.
  - b. The contractor will periodically evaluate the spread of wages paid within each classification to determine any evidence of discriminatory wage practices.
  - c. The contractor will periodically review selected personnel actions in depth to determine whether there is evidence of discrimination. Where evidence is found, the contractor will promptly take corrective action. If the review indicates that the discrimination may extend beyond the actions reviewed, such corrective action shall include all affected persons.
  - d. The contractor will promptly investigate all complaints of alleged discrimination made to the contractor in connection with its obligations under this contract, will attempt to resolve such complaints, and will take appropriate corrective action within a reasonable time. If the investigation indicates that the discrimination may affect persons other than the complainant, such corrective action shall include such other persons. Upon completion of each investigation, the contractor will inform every complainant of all of their avenues of appeal.
6. Training and Promotion:
- a. The contractor will assist in locating, qualifying, and increasing the skills of minorities and women who are applicants for employment or current employees. Such efforts should be aimed at developing full journey level status employees in the type of trade or job classification involved.
  - b. Consistent with the contractor's work force requirements and as permissible under Federal and State regulations, the contractor shall make full use of training programs, i.e., apprenticeship, and on-the-job training programs for the geographical area of contract performance. In the event a special provision for training is provided under this contract, this subparagraph will be superseded as indicated in the special provision. The contracting agency may reserve training positions for persons who receive welfare assistance in accordance with 23 U.S.C. 140(a).

- c. The contractor will advise employees and applicants for employment of available training programs and entrance requirements for each.
  - d. The contractor will periodically review the training and promotion potential of employees who are minorities and women and will encourage eligible employees to apply for such training and promotion.
7. Unions: If the contractor relies in whole or in part upon unions as a source of employees, the contractor will use good faith efforts to obtain the cooperation of such unions to increase opportunities for minorities and women. Actions by the contractor, either directly or through a contractor's association acting as agent, will include the procedures set forth below:
- a. The contractor will use good faith efforts to develop, in cooperation with the unions, joint training programs aimed toward qualifying more minorities and women for membership in the unions and increasing the skills of minorities and women so that they may qualify for higher paying employment.
  - b. The contractor will use good faith efforts to incorporate an EEO clause into each union agreement to the end that such union will be contractually bound to refer applicants without regard to their race, color, religion, sex, national origin, age or disability.
  - c. The contractor is to obtain information as to the referral practices and policies of the labor union except that to the extent such information is within the exclusive possession of the labor union and such labor union refuses to furnish such information to the contractor, the contractor shall so certify to the contracting agency and shall set forth what efforts have been made to obtain such information.
  - d. In the event the union is unable to provide the contractor with a reasonable flow of referrals within the time limit set forth in the collective bargaining agreement, the contractor will, through independent recruitment efforts, fill the employment vacancies without regard to race, color, religion, sex, national origin, age or disability; making full efforts to obtain qualified and/or qualifiable minorities and women. The failure of a union to provide sufficient referrals (even though it is obligated to provide exclusive referrals under the terms of a collective bargaining agreement) does not relieve the contractor from the requirements of this paragraph. In the event the union referral practice prevents the contractor from meeting the obligations pursuant to Executive Order 11246, as amended, and these special provisions, such contractor shall immediately notify the contracting agency.
8. Reasonable Accommodation for Applicants / Employees with Disabilities: The contractor must be familiar with the requirements for and comply with the Americans with Disabilities Act and all rules and regulations established there under. Employers must provide reasonable accommodation in all employment activities unless to do so would cause an undue hardship.
9. Selection of Subcontractors, Procurement of Materials and Leasing of Equipment: The contractor shall not discriminate on the grounds of race, color, religion, sex, national origin, age or disability in the selection and retention of subcontractors, including procurement of materials and leases of equipment. The contractor shall take all necessary and reasonable steps to ensure nondiscrimination in the administration of this contract.
- a. The contractor shall notify all potential subcontractors and suppliers and lessors of their EEO obligations under this contract.
  - b. The contractor will use good faith efforts to ensure subcontractor compliance with their EEO obligations.
10. Assurance Required by 49 CFR 26.13(b):
- a. The requirements of 49 CFR Part 26 and the State DOT's U.S. DOT-approved DBE program are incorporated by reference.
  - b. The contractor or subcontractor shall not discriminate on the basis of race, color, national origin, or sex in the performance of this contract. The contractor shall carry out applicable requirements of 49 CFR Part 26 in the award and administration of DOT-assisted contracts. Failure by the contractor to carry out these requirements is a material breach of this contract, which may result in the termination of this contract or such other remedy as the contracting agency deems appropriate.



11. Records and Reports: The contractor shall keep such records as necessary to document compliance with the EEO requirements. Such records shall be retained for a period of three years following the date of the final payment to the contractor for all contract work and shall be available at reasonable times and places for inspection by authorized representatives of the contracting agency and the FHWA.
  - a. The records kept by the contractor shall document the following:
    - (1) The number and work hours of minority and non-minority group members and women employed in each work classification on the project;
    - (2) The progress and efforts being made in cooperation with unions, when applicable, to increase employment opportunities for minorities and women; and
    - (3) The progress and efforts being made in locating, hiring, training, qualifying, and upgrading minorities and women;
  - b. The contractors and subcontractors will submit an annual report to the contracting agency each July for the duration of the project, indicating the number of minority, women, and non-minority group employees currently engaged in each work classification required by the contract work. This information is to be reported on [Form FHWA-1391](#). The staffing data should represent the project work force on board in all or any part of the last payroll period preceding the end of July. If on-the-job training is being required by special provision, the contractor will be required to collect and report training data. The employment data should reflect the work force on board during all or any part of the last payroll period preceding the end of July.

### **III. NONSEGREGATED FACILITIES**

This provision is applicable to all Federal-aid construction contracts and to all related construction subcontracts of \$10,000 or more.

The contractor must ensure that facilities provided for employees are provided in such a manner that segregation on the basis of race, color, religion, sex, or national origin cannot result. The contractor may neither require such segregated use by written or oral policies nor tolerate such use by employee custom. The contractor's obligation extends further to ensure that its employees are not assigned to perform their services at any location, under the contractor's control, where the facilities are segregated. The term "facilities" includes waiting rooms, work areas, restaurants and other eating areas, time clocks, restrooms, washrooms, locker rooms, and other storage or dressing areas, parking lots, drinking fountains, recreation or entertainment areas, transportation, and housing provided for employees. The contractor shall provide separate or single-user restrooms and necessary dressing or sleeping areas to assure privacy between sexes.

### **IV. DAVIS-BACON AND RELATED ACT PROVISIONS**

This section is applicable to all Federal-aid construction projects exceeding \$2,000 and to all related subcontracts and lower-tier subcontracts (regardless of subcontract size). The requirements apply to all projects located within the right-of-way of a roadway that is functionally classified as Federal-aid highway. This excludes roadways functionally classified as local roads or rural minor collectors, which are exempt. Contracting agencies may elect to apply these requirements to other projects.

The following provisions are from the U.S. Department of Labor regulations in 29 CFR 5.5 "Contract provisions and related matters" with minor revisions to conform to the FHWA-1273 format and FHWA program requirements.

#### **1. Minimum wages**

- a. All laborers and mechanics employed or working upon the site of the work, will be paid unconditionally and not less often than once a week, and without subsequent deduction or rebate on any account (except such payroll deductions as are permitted by regulations issued by the Secretary of Labor under the Copeland Act (29 CFR part 3)), the full amount of wages and bona fide fringe benefits (or cash equivalents thereof) due at time of payment computed at rates not less than those contained in the wage determination of the Secretary of Labor which is attached hereto and made a part hereof, regardless of any contractual relationship which may be alleged to exist between the contractor and such laborers and mechanics.

Contributions made or costs reasonably anticipated for bona fide fringe benefits under section 1(b)(2) of the Davis-Bacon Act on behalf of laborers or mechanics are considered wages paid to such laborers or mechanics, subject to the provisions of paragraph 1.d. of this section; also, regular contributions made or costs incurred for more than a weekly period (but not less often than quarterly) under plans, funds, or programs which cover the particular weekly period, are deemed to be constructively made or incurred during such weekly period. Such laborers and mechanics shall be paid the appropriate wage rate and fringe benefits on the wage determination for the classification of work actually performed, without regard to skill, except as provided in 29 CFR 5.5(a)(4). Laborers or mechanics performing work in more than one classification may be compensated at the rate specified for each classification for the time actually worked therein: Provided, That the employer's payroll records accurately set forth the time spent in each classification in which work is performed. The wage determination (including any additional classification and wage rates conformed under paragraph 1.b. of this section) and the Davis-Bacon poster (WH-1321) shall be posted at all times by the contractor and its subcontractors at the site of the work in a prominent and accessible place where it can be easily seen by the workers.

- b. (1) The contracting officer shall require that any class of laborers or mechanics, including helpers, which is not listed in the wage determination and which is to be employed under the contract shall be classified in conformance with the wage determination. The contracting officer shall approve an additional classification and wage rate and fringe benefits therefore only when the following criteria have been met:
- (i) The work to be performed by the classification requested is not performed by a classification in the wage determination; and
  - (ii) The classification is utilized in the area by the construction industry; and
  - (iii) The proposed wage rate, including any bona fide fringe benefits, bears a reasonable relationship to the wage rates contained in the wage determination.
- (2) If the contractor and the laborers and mechanics to be employed in the classification (if known), or their representatives, and the contracting officer agree on the classification and wage rate (including the amount designated for fringe benefits where appropriate), a report of the action taken shall be sent by the contracting officer to the Administrator of the Wage and Hour Division, Employment Standards Administration, U.S. Department of Labor, Washington, DC 20210. The Administrator, or an authorized representative, will approve, modify, or disapprove every additional classification action within 30 days of receipt and so advise the contracting officer or will notify the contracting officer within the 30-day period that additional time is necessary.
- (3) In the event the contractor, the laborers or mechanics to be employed in the classification or their representatives, and the contracting officer do not agree on the proposed classification and wage rate (including the amount designated for fringe benefits, where appropriate), the contracting officer shall refer the questions, including the views of all interested parties and the recommendation of the contracting officer, to the Wage and Hour Administrator for determination. The Wage and Hour Administrator, or an authorized representative, will issue a determination within 30 days of receipt and so advise the contracting officer or will notify the contracting officer within the 30-day period that additional time is necessary.
- (4) The wage rate (including fringe benefits where appropriate) determined pursuant to paragraphs 1.b.(2) or 1.b.(3) of this section, shall be paid to all workers performing work in the classification under this contract from the first day on which work is performed in the classification.
- c. Whenever the minimum wage rate prescribed in the contract for a class of laborers or mechanics includes a fringe benefit which is not expressed as an hourly rate, the contractor shall either pay the benefit as stated in the wage determination or shall pay another bona fide fringe benefit or an hourly cash equivalent thereof.
- d. If the contractor does not make payments to a trustee or other third person, the contractor may consider as part of the wages of any laborer or mechanic the amount of any costs reasonably anticipated in providing bona fide fringe benefits under a plan or program, Provided, That the Secretary of Labor has found, upon the written request of the contractor, that the applicable standards of the Davis-Bacon Act have been met. The Secretary of Labor may require the contractor to set aside in a separate account assets for the meeting of obligations under the plan or program.

## 2. Withholding

The contracting agency shall upon its own action or upon written request of an authorized representative of the Department of Labor, withhold or cause to be withheld from the contractor under this contract, or any other Federal contract with the same prime contractor, or any other federally-assisted contract subject to Davis-Bacon prevailing wage requirements, which is held by the same prime contractor, so much of the accrued payments or advances as may be considered necessary to pay laborers and mechanics, including apprentices, trainees, and helpers, employed by the contractor or any subcontractor the full amount of wages required by the contract. In the event of failure to pay any laborer or mechanic, including any apprentice, trainee, or helper, employed or working on the site of the work, all or part of the wages required by the contract, the contracting agency may, after written notice to the contractor, take such action as may be necessary to cause the suspension of any further payment, advance, or guarantee of funds until such violations have ceased.

## 3. Payrolls and basic records

- a. Payrolls and basic records relating thereto shall be maintained by the contractor during the course of the work and preserved for a period of three years thereafter for all laborers and mechanics working at the site of the work. Such records shall contain the name, address, and social security number of each such worker, his or her correct classification, hourly rates of wages paid (including rates of contributions or costs anticipated for bona fide fringe benefits or cash equivalents thereof of the types described in section 1(b)(2)(B) of the Davis-Bacon Act), daily and weekly number of hours worked, deductions made and actual wages paid. Whenever the Secretary of Labor has found under 29 CFR 5.5(a)(1)(iv) that the wages of any laborer or mechanic include the amount of any costs reasonably anticipated in providing benefits under a plan or program described in section 1(b)(2)(B) of the Davis-Bacon Act, the contractor shall maintain records which show that the commitment to provide such benefits is enforceable, that the plan or program is financially responsible, and that the plan or program has been communicated in writing to the laborers or mechanics affected, and records which show the costs anticipated or the actual cost incurred in providing such benefits. Contractors employing apprentices or trainees under approved programs shall maintain written evidence of the registration of apprenticeship programs and certification of trainee programs, the registration of the apprentices and trainees, and the ratios and wage rates prescribed in the applicable programs.
- b. (1) The contractor shall submit weekly for each week in which any contract work is performed a copy of all payrolls to the contracting agency. The payrolls submitted shall set out accurately and completely all of the information required to be maintained under 29 CFR 5.5(a)(3)(i), except that full social security numbers and home addresses shall not be included on weekly transmittals. Instead the payrolls shall only need to include an individually identifying number for each employee ( e.g. , the last four digits of the employee's social security number). The required weekly payroll information may be submitted in any form desired. Optional Form WH-347 is available for this purpose from the Wage and Hour Division Web site at <http://www.dol.gov/esa/whd/forms/wh347instr.htm> or its successor site. The prime contractor is responsible for the submission of copies of payrolls by all subcontractors. Contractors and subcontractors shall maintain the full social security number and current address of each covered worker, and shall provide them upon request to the contracting agency for transmission to the State DOT, the FHWA or the Wage and Hour Division of the Department of Labor for purposes of an investigation or audit of compliance with prevailing wage requirements. It is not a violation of this section for a prime contractor to require a subcontractor to provide addresses and social security numbers to the prime contractor for its own records, without weekly submission to the contracting agency.
- (2) Each payroll submitted shall be accompanied by a "Statement of Compliance," signed by the contractor or subcontractor or his or her agent who pays or supervises the payment of the persons employed under the contract and shall certify the following:
  - (i) That the payroll for the payroll period contains the information required to be provided under §5.5 (a)(3)(ii) of Regulations, 29 CFR part 5, the appropriate information is being maintained under §5.5 (a)(3)(i) of Regulations, 29 CFR part 5, and that such information is correct and complete;

- (ii) That each laborer or mechanic (including each helper, apprentice, and trainee) employed on the contract during the payroll period has been paid the full weekly wages earned, without rebate, either directly or indirectly, and that no deductions have been made either directly or indirectly from the full wages earned, other than permissible deductions as set forth in Regulations, 29 CFR part 3;
    - (iii) That each laborer or mechanic has been paid not less than the applicable wage rates and fringe benefits or cash equivalents for the classification of work performed, as specified in the applicable wage determination incorporated into the contract.
  - (3) The weekly submission of a properly executed certification set forth on the reverse side of Optional Form WH-347 shall satisfy the requirement for submission of the "Statement of Compliance" required by paragraph 3.b.(2) of this section.
  - (4) The falsification of any of the above certifications may subject the contractor or subcontractor to civil or criminal prosecution under section 1001 of title 18 and section 231 of title 31 of the United States Code.
  - c. The contractor or subcontractor shall make the records required under paragraph 3.a. of this section available for inspection, copying, or transcription by authorized representatives of the contracting agency, the State DOT, the FHWA, or the Department of Labor, and shall permit such representatives to interview employees during working hours on the job. If the contractor or subcontractor fails to submit the required records or to make them available, the FHWA may, after written notice to the contractor, the contracting agency or the State DOT, take such action as may be necessary to cause the suspension of any further payment, advance, or guarantee of funds. Furthermore, failure to submit the required records upon request or to make such records available may be grounds for debarment action pursuant to 29 CFR 5.12.
4. Apprentices and trainees
- a. Apprentices (programs of the USDOL).

Apprentices will be permitted to work at less than the predetermined rate for the work they performed when they are employed pursuant to and individually registered in a bona fide apprenticeship program registered with the U.S. Department of Labor, Employment and Training Administration, Office of Apprenticeship Training, Employer and Labor Services, or with a State Apprenticeship Agency recognized by the Office, or if a person is employed in his or her first 90 days of probationary employment as an apprentice in such an apprenticeship program, who is not individually registered in the program, but who has been certified by the Office of Apprenticeship Training, Employer and Labor Services or a State Apprenticeship Agency (where appropriate) to be eligible for probationary employment as an apprentice.

The allowable ratio of apprentices to journeymen on the job site in any craft classification shall not be greater than the ratio permitted to the contractor as to the entire work force under the registered program. Any worker listed on a payroll at an apprentice wage rate, who is not registered or otherwise employed as stated above, shall be paid not less than the applicable wage rate on the wage determination for the classification of work actually performed. In addition, any apprentice performing work on the job site in excess of the ratio permitted under the registered program shall be paid not less than the applicable wage rate on the wage determination for the work actually performed. Where a contractor is performing construction on a project in a locality other than that in which its program is registered, the ratios and wage rates (expressed in percentages of the journeyman's hourly rate) specified in the contractor's or subcontractor's registered program shall be observed.

Every apprentice must be paid at not less than the rate specified in the registered program for the apprentice's level of progress, expressed as a percentage of the journeymen hourly rate specified in the applicable wage determination. Apprentices shall be paid fringe benefits in accordance with the provisions of the apprenticeship program. If the apprenticeship program does not specify fringe benefits, apprentices must be paid the full amount of fringe benefits listed on the wage determination for the applicable classification. If the Administrator determines that a different practice prevails for the applicable apprentice classification, fringes shall be paid in accordance with that determination.

In the event the Office of Apprenticeship Training, Employer and Labor Services, or a State Apprenticeship Agency recognized by the Office, withdraws approval of an apprenticeship program, the contractor will no longer be permitted to utilize apprentices at less than the applicable predetermined rate for the work performed until an acceptable program is approved.

b. Trainees (programs of the USDOL).

Except as provided in 29 CFR 5.16, trainees will not be permitted to work at less than the predetermined rate for the work performed unless they are employed pursuant to and individually registered in a program which has received prior approval, evidenced by formal certification by the U.S. Department of Labor, Employment and Training Administration.

The ratio of trainees to journeymen on the job site shall not be greater than permitted under the plan approved by the Employment and Training Administration.

Every trainee must be paid at not less than the rate specified in the approved program for the trainee's level of progress, expressed as a percentage of the journeyman hourly rate specified in the applicable wage determination. Trainees shall be paid fringe benefits in accordance with the provisions of the trainee program. If the trainee program does not mention fringe benefits, trainees shall be paid the full amount of fringe benefits listed on the wage determination unless the Administrator of the Wage and Hour Division determines that there is an apprenticeship program associated with the corresponding journeyman wage rate on the wage determination which provides for less than full fringe benefits for apprentices. Any employee listed on the payroll at a trainee rate who is not registered and participating in a training plan approved by the Employment and Training Administration shall be paid not less than the applicable wage rate on the wage determination for the classification of work actually performed. In addition, any trainee performing work on the job site in excess of the ratio permitted under the registered program shall be paid not less than the applicable wage rate on the wage determination for the work actually performed.

In the event the Employment and Training Administration withdraws approval of a training program, the contractor will no longer be permitted to utilize trainees at less than the applicable predetermined rate for the work performed until an acceptable program is approved.

c. Equal employment opportunity. The utilization of apprentices, trainees and journeymen under this part shall be in conformity with the equal employment opportunity requirements of Executive Order 11246, as amended, and 29 CFR part 30.

d. Apprentices and Trainees (programs of the U.S. DOT).

Apprentices and trainees working under apprenticeship and skill training programs which have been certified by the Secretary of Transportation as promoting EEO in connection with Federal-aid highway construction programs are not subject to the requirements of paragraph 4 of this Section IV. The straight time hourly wage rates for apprentices and trainees under such programs will be established by the particular programs. The ratio of apprentices and trainees to journeymen shall not be greater than permitted by the terms of the particular program.

5. Compliance with Copeland Act requirements. The contractor shall comply with the requirements of 29 CFR part 3, which are incorporated by reference in this contract.
6. Subcontracts. The contractor or subcontractor shall insert Form FHWA-1273 in any subcontracts and also require the subcontractors to include Form FHWA-1273 in any lower tier subcontracts. The prime contractor shall be responsible for the compliance by any subcontractor or lower tier subcontractor with all the contract clauses in 29 CFR 5.5.
7. Contract termination: debarment. A breach of the contract clauses in 29 CFR 5.5 may be grounds for termination of the contract, and for debarment as a contractor and a subcontractor as provided in 29 CFR 5.12.
8. Compliance with Davis-Bacon and Related Act requirements. All rulings and interpretations of the Davis-Bacon and Related Acts contained in 29 CFR parts 1, 3, and 5 are herein incorporated by reference in this contract.

9. Disputes concerning labor standards. Disputes arising out of the labor standards provisions of this contract shall not be subject to the general disputes clause of this contract. Such disputes shall be resolved in accordance with the procedures of the Department of Labor set forth in 29 CFR parts 5, 6, and 7. Disputes within the meaning of this clause include disputes between the contractor (or any of its subcontractors) and the contracting agency, the U.S. Department of Labor, or the employees or their representatives.
10. Certification of eligibility.
  - a. By entering into this contract, the contractor certifies that neither it (nor he or she) nor any person or firm who has an interest in the contractor's firm is a person or firm ineligible to be awarded Government contracts by virtue of section 3(a) of the Davis-Bacon Act or 29 CFR 5.12(a)(1).
  - b. No part of this contract shall be subcontracted to any person or firm ineligible for award of a Government contract by virtue of section 3(a) of the Davis-Bacon Act or 29 CFR 5.12(a)(1).
  - c. The penalty for making false statements is prescribed in the U.S. Criminal Code, 18 U.S.C. 1001.

#### **V. CONTRACT WORK HOURS AND SAFETY STANDARDS ACT**

The following clauses apply to any Federal-aid construction contract in an amount in excess of \$100,000 and subject to the overtime provisions of the Contract Work Hours and Safety Standards Act. These clauses shall be inserted in addition to the clauses required by 29 CFR 5.5(a) or 29 CFR 4.6. As used in this paragraph, the terms laborers and mechanics include watchmen and guards.

1. Overtime requirements. No contractor or subcontractor contracting for any part of the contract work which may require or involve the employment of laborers or mechanics shall require or permit any such laborer or mechanic in any workweek in which he or she is employed on such work to work in excess of forty hours in such workweek unless such laborer or mechanic receives compensation at a rate not less than one and one-half times the basic rate of pay for all hours worked in excess of forty hours in such workweek.
2. Violation; liability for unpaid wages; liquidated damages. In the event of any violation of the clause set forth in paragraph (1.) of this section, the contractor and any subcontractor responsible therefor shall be liable for the unpaid wages. In addition, such contractor and subcontractor shall be liable to the United States (in the case of work done under contract for the District of Columbia or a territory, to such District or to such territory), for liquidated damages. Such liquidated damages shall be computed with respect to each individual laborer or mechanic, including watchmen and guards, employed in violation of the clause set forth in paragraph (1.) of this section, in the sum of \$10 for each calendar day on which such individual was required or permitted to work in excess of the standard workweek of forty hours without payment of the overtime wages required by the clause set forth in paragraph (1.) of this section.
3. Withholding for unpaid wages and liquidated damages. The FHWA or the contacting agency shall upon its own action or upon written request of an authorized representative of the Department of Labor withhold or cause to be withheld, from any moneys payable on account of work performed by the contractor or subcontractor under any such contract or any other Federal contract with the same prime contractor, or any other federally-assisted contract subject to the Contract Work Hours and Safety Standards Act, which is held by the same prime contractor, such sums as may be determined to be necessary to satisfy any liabilities of such contractor or subcontractor for unpaid wages and liquidated damages as provided in the clause set forth in paragraph (2.) of this section.
4. Subcontracts. The contractor or subcontractor shall insert in any subcontracts the clauses set forth in paragraph (1.) through (4.) of this section and also a clause requiring the subcontractors to include these clauses in any lower tier subcontracts. The prime contractor shall be responsible for compliance by any subcontractor or lower tier subcontractor with the clauses set forth in paragraphs (1.) through (4.) of this section.

#### **VI. SUBLETTING OR ASSIGNING THE CONTRACT**

This provision is applicable to all Federal-aid construction contracts on the National Highway System.

1. The contractor shall perform with its own organization contract work amounting to not less than 30 percent (or a greater percentage if specified elsewhere in the contract) of the total original contract price,

excluding any specialty items designated by the contracting agency. Specialty items may be performed by subcontract and the amount of any such specialty items performed may be deducted from the total original contract price before computing the amount of work required to be performed by the contractor's own organization (23 CFR 635.116).

- a. The term "perform work with its own organization" refers to workers employed or leased by the prime contractor, and equipment owned or rented by the prime contractor, with or without operators. Such term does not include employees or equipment of a subcontractor or lower tier subcontractor, agents of the prime contractor, or any other assignees. The term may include payments for the costs of hiring leased employees from an employee leasing firm meeting all relevant Federal and State regulatory requirements. Leased employees may only be included in this term if the prime contractor meets all of the following conditions:
    - (1) the prime contractor maintains control over the supervision of the day-to-day activities of the leased employees;
    - (2) the prime contractor remains responsible for the quality of the work of the leased employees;
    - (3) the prime contractor retains all power to accept or exclude individual employees from work on the project; and
    - (4) the prime contractor remains ultimately responsible for the payment of predetermined minimum wages, the submission of payrolls, statements of compliance and all other Federal regulatory requirements.
  - b. "Specialty Items" shall be construed to be limited to work that requires highly specialized knowledge, abilities, or equipment not ordinarily available in the type of contracting organizations qualified and expected to bid or propose on the contract as a whole and in general are to be limited to minor components of the overall contract.
2. The contract amount upon which the requirements set forth in paragraph (1) of Section VI is computed includes the cost of material and manufactured products which are to be purchased or produced by the contractor under the contract provisions.
  3. The contractor shall furnish (a) a competent superintendent or supervisor who is employed by the firm, has full authority to direct performance of the work in accordance with the contract requirements, and is in charge of all construction operations (regardless of who performs the work) and (b) such other of its own organizational resources (supervision, management, and engineering services) as the contracting officer determines is necessary to assure the performance of the contract.
  4. No portion of the contract shall be sublet, assigned or otherwise disposed of except with the written consent of the contracting officer, or authorized representative, and such consent when given shall not be construed to relieve the contractor of any responsibility for the fulfillment of the contract. Written consent will be given only after the contracting agency has assured that each subcontract is evidenced in writing and that it contains all pertinent provisions and requirements of the prime contract.
  5. The 30% self-performance requirement of paragraph (1) is not applicable to design-build contracts; however, contracting agencies may establish their own self-performance requirements.

## **VII. SAFETY: ACCIDENT PREVENTION**

This provision is applicable to all Federal-aid construction contracts and to all related subcontracts.

1. In the performance of this contract the contractor shall comply with all applicable Federal, State, and local laws governing safety, health, and sanitation (23 CFR 635). The contractor shall provide all safeguards, safety devices and protective equipment and take any other needed actions as it determines, or as the contracting officer may determine, to be reasonably necessary to protect the life and health of employees on the job and the safety of the public and to protect property in connection with the performance of the work covered by the contract.

2. It is a condition of this contract, and shall be made a condition of each subcontract, which the contractor enters into pursuant to this contract, that the contractor and any subcontractor shall not permit any employee, in performance of the contract, to work in surroundings or under conditions which are unsanitary, hazardous or dangerous to his/her health or safety, as determined under construction safety and health standards (29 CFR 1926) promulgated by the Secretary of Labor, in accordance with Section 107 of the Contract Work Hours and Safety Standards Act (40 U.S.C. 3704).
3. Pursuant to 29 CFR 1926.3, it is a condition of this contract that the Secretary of Labor or authorized representative thereof, shall have right of entry to any site of contract performance to inspect or investigate the matter of compliance with the construction safety and health standards and to carry out the duties of the Secretary under Section 107 of the Contract Work Hours and Safety Standards Act (40 U.S.C.3704).

### **VIII. FALSE STATEMENTS CONCERNING HIGHWAY PROJECTS**

This provision is applicable to all Federal-aid construction contracts and to all related subcontracts.

In order to assure high quality and durable construction in conformity with approved plans and specifications and a high degree of reliability on statements and representations made by engineers, contractors, suppliers, and workers on Federal-aid highway projects, it is essential that all persons concerned with the project perform their functions as carefully, thoroughly, and honestly as possible. Willful falsification, distortion, or misrepresentation with respect to any facts related to the project is a violation of Federal law. To prevent any misunderstanding regarding the seriousness of these and similar acts, Form FHWA-1022 shall be posted on each Federal-aid highway project (23 CFR 635) in one or more places where it is readily available to all persons concerned with the project:

18 U.S.C. 1020 reads as follows:

"Whoever, being an officer, agent, or employee of the United States, or of any State or Territory, or whoever, whether a person, association, firm, or corporation, knowingly makes any false statement, false representation, or false report as to the character, quality, quantity, or cost of the material used or to be used, or the quantity or quality of the work performed or to be performed, or the cost thereof in connection with the submission of plans, maps, specifications, contracts, or costs of construction on any highway or related project submitted for approval to the Secretary of Transportation; or

Whoever knowingly makes any false statement, false representation, false report or false claim with respect to the character, quality, quantity, or cost of any work performed or to be performed, or materials furnished or to be furnished, in connection with the construction of any highway or related project approved by the Secretary of Transportation; or

Whoever knowingly makes any false statement or false representation as to material fact in any statement, certificate, or report submitted pursuant to provisions of the Federal-aid Roads Act approved July 1, 1916, (39 Stat. 355), as amended and supplemented;

Shall be fined under this title or imprisoned not more than 5 years or both."

### **IX. IMPLEMENTATION OF CLEAN AIR ACT AND FEDERAL WATER POLLUTION CONTROL ACT**

This provision is applicable to all Federal-aid construction contracts and to all related subcontracts.

By submission of this bid/proposal or the execution of this contract, or subcontract, as appropriate, the bidder, proposer, Federal-aid construction contractor, or subcontractor, as appropriate, will be deemed to have stipulated as follows:

1. That any person who is or will be utilized in the performance of this contract is not prohibited from receiving an award due to a violation of Section 508 of the Clean Water Act or Section 306 of the Clean Air Act.
2. That the contractor agrees to include or cause to be included the requirements of paragraph (1) of this Section X in every subcontract, and further agrees to take such action as the contracting agency may direct as a means of enforcing such requirements.



## **X. CERTIFICATION REGARDING DEBARMENT, SUSPENSION, INELIGIBILITY AND VOLUNTARY EXCLUSION**

This provision is applicable to all Federal-aid construction contracts, design-build contracts, subcontracts, lower-tier subcontracts, purchase orders, lease agreements, consultant contracts or any other covered transaction requiring FHWA approval or that is estimated to cost \$25,000 or more – as defined in 2 CFR Parts 180 and 1200.

### **1. Instructions for Certification – First Tier Participants:**

- a. By signing and submitting this proposal, the prospective first tier participant is providing the certification set out below.
- b. The inability of a person to provide the certification set out below will not necessarily result in denial of participation in this covered transaction. The prospective first tier participant shall submit an explanation of why it cannot provide the certification set out below. The certification or explanation will be considered in connection with the department or agency's determination whether to enter into this transaction. However, failure of the prospective first tier participant to furnish a certification or an explanation shall disqualify such a person from participation in this transaction.
- c. The certification in this clause is a material representation of fact upon which reliance was placed when the contracting agency determined to enter into this transaction. If it is later determined that the prospective participant knowingly rendered an erroneous certification, in addition to other remedies available to the Federal Government, the contracting agency may terminate this transaction for cause of default.
- d. The prospective first tier participant shall provide immediate written notice to the contracting agency to whom this proposal is submitted if any time the prospective first tier participant learns that its certification was erroneous when submitted or has become erroneous by reason of changed circumstances.
- e. The terms "covered transaction," "debarred," "suspended," "ineligible," "participant," "person," "principal," and "voluntarily excluded," as used in this clause, are defined in 2 CFR Parts 180 and 1200. "First Tier Covered Transactions" refers to any covered transaction between a grantee or subgrantee of Federal funds and a participant (such as the prime or general contract). "Lower Tier Covered Transactions" refers to any covered transaction under a First Tier Covered Transaction (such as subcontracts). "First Tier Participant" refers to the participant who has entered into a covered transaction with a grantee or subgrantee of Federal funds (such as the prime or general contractor). "Lower Tier Participant" refers any participant who has entered into a covered transaction with a First Tier Participant or other Lower Tier Participants (such as subcontractors and suppliers).
- f. The prospective first tier participant agrees by submitting this proposal that, should the proposed covered transaction be entered into, it shall not knowingly enter into any lower tier covered transaction with a person who is debarred, suspended, declared ineligible, or voluntarily excluded from participation in this covered transaction, unless authorized by the department or agency entering into this transaction.
- g. The prospective first tier participant further agrees by submitting this proposal that it will include the clause titled "Certification Regarding Debarment, Suspension, Ineligibility and Voluntary Exclusion-Lower Tier Covered Transactions," provided by the department or contracting agency, entering into this covered transaction, without modification, in all lower tier covered transactions and in all solicitations for lower tier covered transactions exceeding the \$25,000 threshold.
- h. A participant in a covered transaction may rely upon a certification of a prospective participant in a lower tier covered transaction that is not debarred, suspended, ineligible, or voluntarily excluded from the covered transaction, unless it knows that the certification is erroneous. A participant is responsible for ensuring that its principals are not suspended, debarred, or otherwise ineligible to participate in covered transactions. To verify the eligibility of its principals, as well as the eligibility of any lower tier prospective participants, each participant may, but is not required to, check the Excluded Parties List System website (<https://www.epls.gov/>), which is compiled by the General Services Administration.

- i. Nothing contained in the foregoing shall be construed to require the establishment of a system of records in order to render in good faith the certification required by this clause. The knowledge and information of the prospective participant is not required to exceed that which is normally possessed by a prudent person in the ordinary course of business dealings.
- j. Except for transactions authorized under paragraph (f) of these instructions, if a participant in a covered transaction knowingly enters into a lower tier covered transaction with a person who is suspended, debarred, ineligible, or voluntarily excluded from participation in this transaction, in addition to other remedies available to the Federal Government, the department or agency may terminate this transaction for cause or default.

\* \* \* \* \*

**2. Certification Regarding Debarment, Suspension, Ineligibility and Voluntary Exclusion – First Tier Participants:**

- a. The prospective first tier participant certifies to the best of its knowledge and belief, that it and its principals:
  - (1) Are not presently debarred, suspended, proposed for debarment, declared ineligible, or voluntarily excluded from participating in covered transactions by any Federal department or agency;
  - (2) Have not within a three-year period preceding this proposal been convicted of or had a civil judgment rendered against them for commission of fraud or a criminal offense in connection with obtaining, attempting to obtain, or performing a public (Federal, State or local) transaction or contract under a public transaction; violation of Federal or State antitrust statutes or commission of embezzlement, theft, forgery, bribery, falsification or destruction of records, making false statements, or receiving stolen property;
  - (3) Are not presently indicted for or otherwise criminally or civilly charged by a governmental entity (Federal, State or local) with commission of any of the offenses enumerated in paragraph (a)(2) of this certification; and
  - (4) Have not within a three-year period preceding this application/proposal had one or more public transactions (Federal, State or local) terminated for cause or default.
- b. Where the prospective participant is unable to certify to any of the statements in this certification, such prospective participant shall attach an explanation to this proposal.

**2. Instructions for Certification - Lower Tier Participants:**

(Applicable to all subcontracts, purchase orders and other lower tier transactions requiring prior FHWA approval or estimated to cost \$25,000 or more - 2 CFR Parts 180 and 1200)

- a. By signing and submitting this proposal, the prospective lower tier is providing the certification set out below.
- b. The certification in this clause is a material representation of fact upon which reliance was placed when this transaction was entered into. If it is later determined that the prospective lower tier participant knowingly rendered an erroneous certification, in addition to other remedies available to the Federal Government, the department, or agency with which this transaction originated may pursue available remedies, including suspension and/or debarment.
- c. The prospective lower tier participant shall provide immediate written notice to the person to which this proposal is submitted if at any time the prospective lower tier participant learns that its certification was erroneous by reason of changed circumstances.
- d. The terms "covered transaction," "debarred," "suspended," "ineligible," "participant," "person," "principal," and "voluntarily excluded," as used in this clause, are defined in 2 CFR Parts 180 and 1200. You may contact the person to which this proposal is submitted for assistance in obtaining a copy of those regulations. "First Tier Covered Transactions" refers to any covered transaction between a grantee or subgrantee of Federal funds and a participant (such as the prime or general contract). "Lower Tier Covered Transactions" refers to any covered transaction under a First Tier Covered Transaction

(such as subcontracts). "First Tier Participant" refers to the participant who has entered into a covered transaction with a grantee or subgrantee of Federal funds (such as the prime or general contractor). "Lower Tier Participant" refers any participant who has entered into a covered transaction with a First Tier Participant or other Lower Tier Participants (such as subcontractors and suppliers).

- e. The prospective lower tier participant agrees by submitting this proposal that, should the proposed covered transaction be entered into, it shall not knowingly enter into any lower tier covered transaction with a person who is debarred, suspended, declared ineligible, or voluntarily excluded from participation in this covered transaction, unless authorized by the department or agency with which this transaction originated.
- f. The prospective lower tier participant further agrees by submitting this proposal that it will include this clause titled "Certification Regarding Debarment, Suspension, Ineligibility and Voluntary Exclusion-Lower Tier Covered Transaction," without modification, in all lower tier covered transactions and in all solicitations for lower tier covered transactions exceeding the \$25,000 threshold.
- g. A participant in a covered transaction may rely upon a certification of a prospective participant in a lower tier covered transaction that is not debarred, suspended, ineligible, or voluntarily excluded from the covered transaction, unless it knows that the certification is erroneous. A participant is responsible for ensuring that its principals are not suspended, debarred, or otherwise ineligible to participate in covered transactions. To verify the eligibility of its principals, as well as the eligibility of any lower tier prospective participants, each participant may, but is not required to, check the Excluded Parties List System website (<https://www.epls.gov/>), which is compiled by the General Services Administration.
- h. Nothing contained in the foregoing shall be construed to require establishment of a system of records in order to render in good faith the certification required by this clause. The knowledge and information of participant is not required to exceed that which is normally possessed by a prudent person in the ordinary course of business dealings.
- i. Except for transactions authorized under paragraph e of these instructions, if a participant in a covered transaction knowingly enters into a lower tier covered transaction with a person who is suspended, debarred, ineligible, or voluntarily excluded from participation in this transaction, in addition to other remedies available to the Federal Government, the department or agency with which this transaction originated may pursue available remedies, including suspension and/or debarment.

\* \* \* \* \*

**Certification Regarding Debarment, Suspension, Ineligibility and Voluntary Exclusion--Lower Tier Participants:**

1. The prospective lower tier participant certifies, by submission of this proposal, that neither it nor its principals is presently debarred, suspended, proposed for debarment, declared ineligible, or voluntarily excluded from participating in covered transactions by any Federal department or agency.
2. Where the prospective lower tier participant is unable to certify to any of the statements in this certification, such prospective participant shall attach an explanation to this proposal.

\* \* \* \* \*

**XI. CERTIFICATION REGARDING USE OF CONTRACT FUNDS FOR LOBBYING**

This provision is applicable to all Federal-aid construction contracts and to all related subcontracts which exceed \$100,000 (49 CFR 20).

1. The prospective participant certifies, by signing and submitting this bid or proposal, to the best of his or her knowledge and belief, that:
  - a. No Federal appropriated funds have been paid or will be paid, by or on behalf of the undersigned, to any person for influencing or attempting to influence an officer or employee of any Federal agency, a Member of Congress, an officer or employee of Congress, or an employee of a Member of Congress in connection with the awarding of any Federal contract, the making of any Federal grant, the making of any Federal loan, the entering into of any cooperative agreement, and the extension, continuation, renewal, amendment, or modification of any Federal contract, grant, loan, or cooperative agreement.

- b. If any funds other than Federal appropriated funds have been paid or will be paid to any person for influencing or attempting to influence an officer or employee of any Federal agency, a Member of Congress, an officer or employee of Congress, or an employee of a Member of Congress in connection with this Federal contract, grant, loan, or cooperative agreement, the undersigned shall complete and submit Standard Form-LLL, "Disclosure Form to Report Lobbying," in accordance with its instructions.
2. This certification is a material representation of fact upon which reliance was placed when this transaction was made or entered into. Submission of this certification is a prerequisite for making or entering into this transaction imposed by 31 U.S.C. 1352. Any person who fails to file the required certification shall be subject to a civil penalty of not less than \$10,000 and not more than \$100,000 for each such failure.
3. The prospective participant also agrees by submitting its bid or proposal that the participant shall require that the language of this certification be included in all lower tier subcontracts, which exceed \$100,000 and that all such recipients shall certify and disclose accordingly.

\* \* \* \* \*

**CARGO PREFERENCE ACT (NEW)**

Requirements in the Federal-aid Highway Program

(a) Agreement Clauses. "Use of United States-flag vessels:

(1) Pursuant to Pub. L. 664 (43 U.S.C. 1241(b)) at least 50 percent of any equipment, materials or commodities procured, contracted for or otherwise obtained with funds granted, guaranteed, loaned, or advanced by the U.S. Government under this agreement, and which may be transported by ocean vessel, shall be transported on privately owned United States-flag commercial vessels, if available.

(2) Within 20 days following the date of loading for shipments originating within the United States or within 30 working days following the date of loading for shipments originating outside the United States, a legible copy of a rated, 'on-board' commercial ocean bill-of-lading in English for each shipment of cargo described in paragraph (a)(1) of this section shall be furnished to both the Contracting Officer (through the prime contractor in the case of subcontractor bills-of-lading) and to the Division of National Cargo, Office of Market Development, Maritime Administration, Washington, DC 20590.

(b) Contractor and Subcontractor Clauses. "Use of United States-flag vessels: The contractor agrees—

(1) To utilize privately owned United States-flag commercial vessels to ship at least 50 percent of the gross tonnage (computed separately for dry bulk carriers, dry cargo liners, and tankers) involved, whenever shipping any equipment, material, or commodities pursuant to this contract, to the extent such vessels are available at fair and reasonable rates for United States-flag commercial vessels.

(2) To furnish within 20 days following the date of loading for shipments originating within the United States or within 30 working days following the date of loading for shipments originating outside the United States, a legible copy of a rated, 'on-board' commercial ocean bill-of-lading in English for each shipment of cargo described in paragraph (b) (1) of this section to both the Contracting Officer (through the prime contractor in the case of subcontractor bills-of-lading) and to the Division of National Cargo, Office of Market Development, Maritime Administration, Washington, DC 20590.

(3) To insert the substance of the provisions of this clause in all subcontracts issued pursuant to this contract.

NOTE:

*This requirement applies to material or equipment that is acquired for a specific Federal-aid highway project. It is not applicable to goods or materials that come into inventories independent of an FHWA funded-contract.*

\* \* \* \* \*

**BUY AMERICA (NEW)**

Requirements in the Federal-aid Highway Program

By signing and submitting this proposal, the bidder certifies that:

In accordance with 23 U.S.C, 313 and 23 CFR 635.410, all iron and steel materials permanently incorporated into this project will be produced in the United States and that all manufacturing processes involving these materials will occur in the U.S, except that a minimal amount of foreign steel or iron materials may be used, provided the cost of the foreign materials does not exceed 0.1 percent of the total Contract cost or \$2,500.00, whichever is greater. If such minimal amount of foreign steel is used, the Contractor shall maintain a record of the costs to ensure that the allowable limit is not exceeded. This documentation shall be presented to the Department upon request.

At the Department's request, I/we will provide manufacturer's/supplier's documentation verifying domestic origin as defined in the Specifications. All Materials accepted on the basis of such Certificate of Compliance may be sampled by the Department and tested at any time. Use of Material on the basis of Certificate of Compliance shall not relieve the Contractor of responsibility for incorporating Material in the Project conforming to the requirements of the Contract. Any Material not conforming to such requirements will be subject to rejection whether in place or not. The Department reserves the right to refuse to permit the use of Material on the basis of Certificate of Compliance.

\* \* \* \* \*

## APPENDICES TO THE TITLE VI ASSURANCE

### APPENDIX A

During the performance of this contract, the contractor, for itself, its assignees, and successors in interest (hereinafter referred to as the "contractor") agrees as follows:

1. **Compliance with Regulations:** The contractor (hereinafter includes consultants) will comply with the Acts and the Regulations relative to Non-discrimination in Federally-assisted programs of the U.S. Department of Transportation, (Federal Highway Administration (FHWA), or Federal Transit Authority (FTA) ), as they may be amended from time to time, which are herein incorporated by reference and made a part of this contract.
2. **Non-discrimination:** The contractor, with regard to the work performed by it during the contract, will not discriminate on the grounds of race, color, or national origin in the selection and retention of subcontractors, including procurements of materials and leases of equipment. The contractor will not participate directly or indirectly in the discrimination prohibited by the Acts and the Regulations, including employment practices when the contract covers any activity, project, or program set forth in Appendix B of 49 CFR Part 21.
3. **Solicitations for Subcontracts, Including Procurements of Materials and Equipment:** In all solicitations, either by competitive bidding, or negotiation made by the contractor for work to be performed under a subcontract, including procurements of materials, or leases of equipment, each potential subcontractor or supplier will be notified by the contractor of the contractor's obligations under this contract and the Acts and the Regulations relative to Non-discrimination on the grounds of race, color, or national origin.
4. **Information and Reports:** The contractor will provide all information and reports required by the Acts and the Regulations, and will permit access to its books, records, accounts, other sources of information, and its facilities as may be determined by the Recipient or the Federal Highway Administration (FHWA), or Federal Transit Authority (FTA) to be pertinent to ascertain compliance with such Acts, Regulations, and instructions. Where any information required of a contractor is in the exclusive possession of another who fails or refuses to furnish the information, the contractor will so certify to the Recipient or the Federal Highway Administration (FHWA), or Federal Transit Authority (FTA), as appropriate, and will set forth what efforts it has made to obtain the information.
5. **Sanctions for Noncompliance:** In the event of a contractor's noncompliance with the Non-discrimination provisions of this contract, the Recipient will impose such contract sanctions as it or the Federal Highway Administration (FHWA), or Federal Transit Authority (FTA) may determine to be appropriate, including, but not limited to:
  - withholding payments to the contractor under the contract until the contractor complies;
  - and/or cancelling, terminating, or suspending a contract, in whole or in part.
6. **Incorporation of Provisions:** The contractor will include the provisions of paragraphs one through five in every subcontract, including procurements of materials and leases of equipment, unless exempt by the Acts and the Regulations . The contractor will take action with respect to any subcontract or procurement as the Recipient or the Federal Highway Administration (FHWA), or Federal Transit Authority (FTA) may direct as a means of enforcing such provisions including sanctions for noncompliance. Provided, that if the contractor becomes involved in, or is threatened with litigation by a subcontractor, or supplier because of such direction, the contractor may request the Recipient to enter into any litigation to protect the interests of the Recipient. In addition, the contractor may request the United States to enter into the litigation to protect the interests of the United States.

**APPENDIX E**

During the performance of this contract, the contractor or consultant, for itself, its assignees, and successors in interest (hereinafter referred to as the "contractor") agrees to comply with the following nondiscrimination statutes and authorities; including but not limited to:

Pertinent Non-Discrimination Authorities:

Title VI of the Civil Rights Act of 1964 (42 U.S.C. § 2000d et seq., 78 stat. 252), (prohibits discrimination on the basis of race, color, national origin); and 49 CFR Part 21.

The Uniform Relocation Assistance and Real Property Acquisition Policies Act of 1970,(42 U.S.C. § 460 D), (prohibits unfair treatment of persons displaced or whose property has been acquired because of Federal or Federal-aid programs and projects);

Federal-Aid Highway Act of 1973, (23 U.S.C. § 324 et seq.), (prohibits discrimination on the basis of sex);

Section 504 of the Rehabilitation Act of 1973, (29 U.S.C. § 794 et seq.), as amended, (prohibits discrimination on the basis of disability); and 49 CFR Part27;

The Age Discrimination Act of 1975, as amended, (42 U.S.C. § 6101 et seq.), (prohibits discrimination on the basis of age);

Airport and Airway Improvement Act of 1982,(49 USC §471, Section 47123), as amended, (prohibits discrimination based on race, creed, color, national origin, or sex);

The Civil Rights Restoration Act of 1987,(PL 100-209), (Broadened the scope, coverage and applicability of Title VI of the Civil Rights Act of 1964,The AgeDiscrimination Act of 1975and Section 504 of the Rehabilitation Act of 1973,by expanding the defrnition of the terms "programs or activities" to include all of the programs or activities of the Federal-aid recipients, sub-recipients and contractors, whether such programs or activities are Federally funded or not);

Titles II and III of the Americans with Disabilities Act, which prohibit discrimination on the basis of disability in the operation of public entities, public and private transportation systems, places of public accommodation, and certain testing entities (42 U.S.C. §§ 12131 - 12189) as implemented by Department of Transportation regulations at 49 C.F.R. parts 37 and 38;

The Federal Aviation Administration's Non-discrimination statute (49 U.S.C. S 41123) (prohibits discrimination on the basis of race, color, national origin, and sex);

Executive Order 12898, Federal Actions to Address Environmental Justice in Minority Populations and Low-Income Populations, which ensures nondiscrimination against minority populations by discouraging programs; policies, and activities with disproportionately high and adverse human health or environmental effects on minority and low-income populations;

Executive Order 13166, Improving Access to Services for Persons with Limited English Proficiency, and resulting agency guidance, national origin discrimination includes discrimination because of limited English proficiency (LEP). To ensure compliance with Title VI, you must take reasonable steps to ensure that LEP persons have meaningful access to your programs (70 Fed. Reg. at 74087 to 74100);

Title IX of the Education Amendments of 1972, as amended, which prohibits you from discriminating because of sex in education programs or activities (20 U.S.C. 1681 et seq).

\* \* \* \* \*

### **PREVAILING WAGES**

Included in this proposal are the minimum wages to be paid various classes of laborers and mechanics as determined by the Department of Labor of the State of Delaware in accordance with Title 29 Del.C. §6960, relating to wages and the regulations implementing that Section.

#### **REQUIREMENT BY DEPARTMENT OF LABOR FOR SWORN PAYROLL INFORMATION**

Title 29 Del.C. §6960 stipulates;

(b) Every contract based upon these specifications shall contain a stipulation that the employer shall pay all mechanics and laborers employed directly upon the site of the work, unconditionally and not less often than once a week and without subsequent deduction or rebate on any account, the full amounts accrued at time of payment, computed at wage rates not less than those stated in the specifications, regardless of any contractual relationship which may be alleged to exist between the employer and such laborers and mechanics. The specifications shall further stipulate that the scale of wages to be paid shall be posted by the employer in a prominent and easily accessible place at the site of the work, and that there may be withheld from the employer so much of accrued payments as may be considered necessary by the Department of Labor to pay to laborers and mechanics employed by the employer the difference between the rates of wages required by the contract to be paid laborers and mechanics on the work and rates of wages received by such laborers and mechanics to be remitted to the Department of Labor for distribution upon resolution of any claims.

(c) Every contract based upon these specifications shall contain a stipulation that sworn payroll information, as required by the Department of Labor, be furnished weekly. The Department of Labor shall keep and maintain the sworn payroll information for a period of 6 months from the last day of the work week covered by the payroll.

Bidders are specifically directed to note the Department of Labor's prevailing wage regulations implementing §6960 relating to the effective date of the wage rates, at Part VI., Section C., which in relevant part states:

"Public agencies (covered by the provisions of 29 Del.C. §6960) are required to use the rates which are in effect on the date of the publication of specifications for a given project. In the event that a contract is not executed within one hundred twenty (120) days from the date the specifications were published, the rates in effect at the time of the execution of the contract shall be the applicable rates for the project."

### **PREVAILING WAGE REQUIREMENTS**

It is DelDOT's understanding that the Davis-Bacon Act is not a preemptive statute in the broad sense, and does not preempt or displace State of Delaware prevailing wage requirements.

When a contract for a project contains both Federal Davis-Bacon and State of Delaware prevailing wage standards because of concurrent Federal and State coverage, the employer's minimum wage obligations are determined by whichever standards are higher.



STATE OF DELAWARE  
 DEPARTMENT OF LABOR  
 DIVISION OF INDUSTRIAL AFFAIRS  
 OFFICE OF LABOR LAW ENFORCEMENT  
 PHONE: (302) 451-3423


Mailing Address:  
 225 CORPORATE BOULEVARD  
 SUITE 104  
 NEWARK, DE 19702

Located at:  
 225 CORPORATE BOULEVARD  
 SUITE 104  
 NEWARK, DE 19702

PREVAILING WAGES FOR HIGHWAY CONSTRUCTION EFFECTIVE MARCH 15, 2017

CLASSIFICATION	NEW CASTLE	KENT	SUSSEX
BRICKLAYERS	51.99	51.99	15.17
CARPENTERS	53.48	53.81	42.77
CEMENT FINISHERS	33.91	34.12	27.13
ELECTRICAL LINE WORKERS	23.52	45.39	22.22
ELECTRICIANS	66.85	66.85	66.85
IRON WORKERS	62.35	24.95	26.50
LABORERS	43.30	39.85	39.12
MILLWRIGHTS	16.84	16.34	14.11
PAINTERS	67.07	67.07	67.07
PILEDRIVERS	69.44	24.83	28.17
POWER EQUIPMENT OPERATORS	42.91	41.41	37.92
SHEET METAL WORKERS	23.79	21.23	19.23
TRUCK DRIVERS	35.73	29.51	35.95

CERTIFIED: 05/25/2017

BY:   
 ADMINISTRATOR, OFFICE OF LABOR LAW ENFORCEMENT

**NOTE:** THESE RATES ARE PROMULGATED AND ENFORCED PURSUANT TO THE PREVAILING WAGE REGULATIONS ADOPTED BY THE DEPARTMENT OF LABOR ON APRIL 3, 1992.

CLASSIFICATIONS OF WORKERS ARE DETERMINED BY THE DEPARTMENT OF LABOR. FOR ASSISTANCE IN CLASSIFYING WORKERS, OR FOR A COPY OF THE REGULATIONS OR CLASSIFICATIONS, PHONE (302) 451-3423.

NON-REGISTERED APPRENTICES MUST BE PAID THE MECHANIC'S RATE.

**PROJECT:** T201320004.01 North Street Sidewalk Improvements , Kent County

GENERAL DECISION: DE170019 01/06/2017 DE19

Superseded General Decision Number: DE20160019

State: DELAWARE

Construction Type: HIGHWAY

COUNTY: Kent County in Delaware

HIGHWAY CONSTRUCTION PROJECTS

Note: Under Executive Order (EO) 13658, an hourly minimum wage of \$10.20 for calendar year 2017 applies to all contracts subject to the Davis-Bacon Act for which the contract is awarded (and any solicitation was issued) on or after January 1, 2015. If this contract is covered by the EO, the contractor must pay all workers in any classification listed on this wage determination at least \$10.20 per hour (or the applicable wage rates listed on this wage determination, if it is higher) for all hours spent performing on the contract in calendar year 2017. The EO minimum wage rate will be adjusted annually. Additional information on contractor requirements and worker protections under the EO is available at [www.dol.gov/whd/govcontracts](http://www.dol.gov/whd/govcontracts).

Modification Number	Publication Date
0	01/06/2017

---

SUDE2016-001	04/11/2016		
	Rates	Fringes	
Bricklayer	50.49		
Carpenter	52.81		
Cement Mason/Concrete Finisher	30.96		
ELECTRICIAN			
Electrician	65.10		
Line Workers	44.82		
Ironworker	24.64		
Laborer	39.35		
Millwright	16.14		
Painter	63.14		
Power Equipment Operator:			
Piledriver	24.52		
Power Equipment Operators	40.89		
Sheet Metal Worker	20.97		
Truck Driver	29.14		

---

WELDERS - Receive rate prescribed for craft performing operation to which welding is incidental.

---

Note: Executive Order (EO) 13706, Establishing Paid Sick Leave for Federal Contractors applies to all contracts subject to the Davis-Bacon Act for which the contract is awarded (and any solicitation was issued) on or after January 1, 2017. If this contract is covered by the EO, the contractor must provide employees with 1 hour of paid sick leave for every 30 hours they work, up to 56 hours of paid sick leave each year. Employees must be permitted to use paid sick leave for their own illness, injury or other health-related needs, including preventive care; to assist a family member (or person who is like family to the employee) who is ill, injured, or has other health-related needs, including preventive care; or for reasons resulting from, or to assist a family member (or person who is like family to the employee) who is a victim of, domestic violence, sexual assault, or stalking. Additional information on contractor requirements and worker protections under the EO is available at [www.dol.gov/whd/govcontracts](http://www.dol.gov/whd/govcontracts).

Unlisted classifications needed for work not included within the scope of the classifications listed may be added after award only as provided in the labor standards contract clauses (29 CFR 5.5(a) (1) (ii)).

The body of each wage determination lists the classification and wage rates that have been found to be prevailing for the cited type(s) of construction in the area covered by the wage determination. The classifications are listed in alphabetical order of “identifiers” that indicate whether the particular rate is a union rate (current union negotiated rate for local), a survey rate (weighted average rate) or a union average rate (weighted union average rate).

#### Union Rate Identifiers

A four letter classification abbreviation identifier enclosed in dotted lines beginning with characters other than “SU” or “UAVG” denotes that the union classification and rate were prevailing for that classification in the survey. Example: PLUM0198-005 07/01/2014. PLUM is an abbreviation identifier of the union which prevailed in the survey for this classification, which in this example would be Plumbers. 0198 indicates the local union number or district council number where applicable, i.e., Plumbers Local 0198. The next number, 005 in the example, is an internal number used in processing the wage determination. 07/01/2014 is the effective date of the most current negotiated rate, which in this example is July 1, 2014.

Union prevailing wage rates are updated to reflect all rate changes in the collective bargaining agreement (CBA) governing this classification and rate.

#### Survey Rate Identifiers

Classifications listed under an “SU” identifier indicated that no one rate prevailed for this classification in the survey and the published rate is derived by computing a weighted average rate based on all the rates reported in the survey for that classification. As this weighted average rate includes all rates reported in the survey, it may include both union and non-union rates. Example: SULA2012-007 5/13/2014. SU indicates the rates are survey rates based on a weighted average calculation of rates and are not majority rates. LA indicates the State of Louisiana. 2012 is the year of survey on which these classifications and rates are based. The next number, 007 in the example, is an internal number used in producing the wage determination. 5/13/2014 indicates the survey completion date for the classifications and rates under that identifier.

Survey wage rates are not updated and remain in effect until a new survey is conducted.

#### Union Average Rate Identifiers

Classification(s) listed under the UAVG identifier indicate that no single majority rate prevailed for those classifications; however, 100% of the data reported for the classifications was union data. EXAMPLE: UAVG-OH-0010 08/29/2014. UAVG indicates that the rate is a weighted union average rate. OH indicates the state. The next number, 0010 in the example, is an internal number used in producing the wage determination. 08/29/2014 indicates the survey completion date for the classifications and rates under that identifier.

A UAVG rate will be updated once a year, usually in January of each year, to reflect a weighted average of the current negotiated/CBA rate of the union locals from which the rate is based.

WAGE DETERMINATION APPEALS PROCESS

1.) Has there been an initial decision in the matter? This can be:

- \* an existing published wage determination
- \* a survey underlying a wage determination
- \* a Wage and Hour Division letter setting forth a position on a wage determination matter
- \* a conformance (additional classification and rate) ruling

On survey related matters, initial contact, including requests for summaries of surveys, should be with the Wage and Hour Regional Office for the area in which the survey was conducted because those Regional Offices have responsibility for the Davis-Bacon survey program. If the response from this initial contact is not satisfactory, then the process described in 2.) and 3.) should be followed.

With regard to any other matter not yet ripe for the formal process described here, initial contact should be with the Branch of Construction Wage Determinations. Write to:

Branch of Construction Wage Determinations  
Wage and Hour Division  
U.S. Department of Labor  
200 Constitution Avenue, N. W.  
Washington, D. C. 20210

2.) If the answer to the question in 1.) is yes, then an interested party (those affected by the action) can request review and reconsideration from the Wage and Hour Administrator (See 29 CFR Part 1.8 and 29 CFR Part 7). Write to:

Wage and Hour Administrator  
U.S. Department of Labor  
200 Constitution Avenue, N. W.  
Washington, D. C. 20210

The request should be accompanied by a full statement of the interested party's position and by any information (wage payment data, project description, area practice material, etc.) that the requestor considers relevant to the issue.

3.) If the decision of the Administrator is not favorable, an interested party may appeal directly to the Administrative Review Board (formerly the Wage Appeals Board). Write to:

Administrative Review Board  
U. S. Department of Labor  
200 Constitution Avenue, N. W.  
Washington, D. C. 20210

4.) All decisions by the Administrative Review Board are final.

END OF GENERAL DECISION

APPLICABILITY OF DAVIS-BACON LABOR STANDARD PROVISIONS TO FLAGGERS

The U.S. Department of Labor has established that the duties of flaggers working on contracts covered by the Davis-Bacon Act, are manual and physical in nature. Accordingly, all employees performing the work of flaggers on Davis-Bacon covered contracts shall be entitled to receive applicable prevailing wage rates.

\* \* \* \* \*

ALL AGENCY MEMORANDUM NO. 130  
U.S. DEPARTMENT OF LABOR  
EMPLOYMENT STANDARDS ADMINISTRATION  
WAGE AND HOUR DIVISION  
WASHINGTON, DC 20210

GUIDELINES

HIGHWAY CONSTRUCTION

Highway projects include the construction, alteration, or repair of roads, streets, highways, runways, taxiways, alleys, trails, paths, parking areas, and other similar projects not incidental to building or heavy construction.

EXAMPLES: Alleys, Base Courses, Bituminous treatments, Bridle Paths, Concrete pavement, Curbs, Excavation and embankment (for road construction), Fencing (highway), Grade crossing elimination (overpasses and underpasses), Guard rails on highway, Highway signs, Highway bridges (overpasses, underpasses, grade separation), Medians, Parking lots, Parkways, Resurfacing streets and highways, Roadbeds, Roadways, Runways, Shoulders, Stabilizing courses, Storm sewers incidental to road construction, Street paving, Surface courses, Taxiways, and Trails.

ANY QUESTIONS REGARDING THE APPLICATION OF THE GUIDELINES ABOVE TO A PARTICULAR PROJECT OR ANY DISPUTES REGARDING THE APPLICATION OF THE WAGE SCHEDULES ARE TO BE REFERRED TO THE WAGE AND HOUR DIVISION, U.S. DEPARTMENT OF LABOR FOR RESOLUTION, AND THE INSTRUCTIONS OF THE WAGE AND HOUR DIVISION ARE TO BE OBSERVED IN ALL INSTANCES.

\* ALL AGENCY MEMORANDUM NO. 130  
U.S. DEPARTMENT OF LABOR  
EMPLOYMENT STANDARDS ADMINISTRATION  
WAGE AND HOUR DIVISION  
WASHINGTON, DC 20210

**SUPPLEMENTAL SPECIFICATIONS  
TO THE  
AUGUST 2001  
STANDARD SPECIFICATIONS**

**EFFECTIVE AS OF THE ADVERTISEMENT  
DATE OF THIS PROPOSAL  
AND INCLUDED BY REFERENCE**

**The Supplemental Specifications can be viewed and printed from  
the Department's Website.**

To access the Website;

- in your internet browser, enter; <http://www.deldot.gov>
- on the left side of the page under 'INFORMATION', Click; 'Publications'
- scroll down under 'MANUALS' and Click; "Standard Specifications 2001"

The full Website Link is;

[http://www.deldot.gov/information/pubs\\_forms/manuals/standard\\_specifications/index.shtml](http://www.deldot.gov/information/pubs_forms/manuals/standard_specifications/index.shtml)

Printed copies of the Supplemental Specifications are available upon request. A printed copy of the above referenced Supplemental Specifications will be included in the final contract documents upon award.

**The Contractor shall make himself aware of these revisions and corrections (Supplemental Specifications), and apply them to the applicable item(s) of this contract.**

# **SPECIAL PROVISIONS**

**CONSTRUCTION ITEM NUMBERS**

All construction pay items are assigned a six (6) digit number, shown as Item Number on the Plans and/or in the Special Provisions, and shall be interpreted in accordance with the following:

**Standard Item Number:**

The first three digits of the construction item numbers indicates the Section number as described in the Standard Specifications, and all applicable requirements of the Section shall remain effective unless otherwise modified by the Special Provisions. The last three digits of the construction item identifies the item by sequential number under that Section. Sequential numbers for all items covered under Standard Specifications range from 000 to 499. A comprehensive list of construction item numbers begins on page 421 of the Standard Specifications. Additions to this list will be made as required.

**Special Provisions Item Number:**

The first three digits of the construction items, covered under Special Provisions, indicates the applicable Section number of the Standard Specifications, and shall be governed fully by the requirements of the Special Provisions. The last three digit of the items covered under Special Provisions identifies the item by sequential number. Sequential numbers for Special Provision items, range from 500 to 999.

Examples

**Standard Item Number - 202000 Excavation and Embankment**

202 Indicates Section Number

000 Indicates Sequential Number

**Special Provision Item Number - 202500 Grading and Reshaping Roadway**

202 Indicates Section Number

500 Indicates Sequential Number

**NOTE:**

**PLEASE NOTE** revised Supplemental Specifications to the August 2001 Standard Specifications were issued November 24, 2014 and apply to this project. They can be [viewed here](#) and at [www.deldot.gov](http://www.deldot.gov).

**SPECIFICATIONS:** The Department is currently updating the August 2001 Specifications for Road and Bridge Construction. Through this update, some Divisions were renumbered and some new ones were created and added. The *Specifications Note* document is for the use by the bidders to reference the new numbers to the past numbers used for bidding purposes on previous Department contracts.



**401502 - ASPHALT CEMENT COST ADJUSTMENT**

For Sections 304, 401, 402, 403, 404, and 405, payments to the Contractor shall be adjusted to reflect increases or decreases in the Delaware Posted Asphalt Cement Price when compared to the Project Asphalt Cement Base Price, as defined in these Special Provisions.

The Delaware Posted Asphalt Cement Price will be issued monthly by the Department and will be the industry posted price for Asphalt Cement, F.O.B. Philadelphia, Pennsylvania. The link for the posting is [http://www.deldot.gov/information/business/bids/asphalt\\_cement\\_english.shtml](http://www.deldot.gov/information/business/bids/asphalt_cement_english.shtml).

The Project Asphalt Cement Base Price will be the Delaware Posted Asphalt Cement Price in effect on the date of advertisement.

All deviations of the Delaware Posted Asphalt Cement Price from the Project Asphalt Cement Base Price are eligible for cost adjustment. No minimum increases or decreases or corresponding percentages are required to qualify for cost adjustment.

Actual quantity of asphalt cement qualifying for any Asphalt Cement Cost Adjustment will be computed using the weight of eligible asphalt that is shown on the QA/QC pay sheets as a percentage for the delivered material.

If the mix was not inspected and no QA/QC pay sheet was generated, then the asphalt percentage will be obtained from the job mix formula for that mix ID.

The asphalt percentage eligible for cost adjustment shall only be the virgin asphalt cement added to the mix.

There shall be no separate payment per ton cost of asphalt cement. That cost shall be included in the various unit prices bid per ton for those bid items that contain asphalt cement (mentioned above).

The Asphalt cement cost adjustment will be calculated on grade PG 64-22 asphalt regardless of the actual grade of asphalt used. The Project Asphalt Cement Base Price per ton for the project will be the Delaware Posted Asphalt Cement Price in effect on the date of project advertisement.

If the Contractor exceeds the authorized allotted completion time, the price of asphalt cement on the last authorized allotted work day, shall be the prices used for cost adjustment during the time liquidated damages are assessed. However, if the industry posted price for asphalt cement goes down, the asphalt-cement cost shall be adjusted downward accordingly.

**NOTE:**

Application of Asphalt Cement Cost Adjustment requirements as indicated above shall apply only to those contracts involving items related to bituminous base and pavements, and with bitumen, having a total of 1,000 tons or more of hot-mix bid quantity in case of Sections 401, 402 and 403; and 15,000 gallons or more in case of Sections 304, 404 and 405.

5/05/15

**401699 - QUALITY CONTROL/QUALITY ASSURANCE OF BITUMINOUS CONCRETE**

**.01 Description**

This item shall govern the Quality Assurance Testing for supplying bituminous asphalt plant materials and constructing bituminous asphalt pavements and the calculation for incentives and disincentives for materials and construction. The Engineer will evaluate all materials and construction for acceptance. The procedures for acceptance are described in this Section. Include the costs for all materials, labor, equipment, tools, and incidentals necessary to meet the requirements of this specification in the bid price per ton for the bituminous asphalt. Payment to the Contractor for the bituminous asphalt item(s) will be based on the Contract price per ton and the pay adjustments described in this specification.

**.02 Bituminous Concrete Production – Quality Acceptance**

**(a) Material Production - Tests and Evaluations.**

All acceptance tests shall be performed by qualified technicians at qualified laboratories following AASHTO or DelDOT procedures, and shall be evaluated using Quality Level Analysis. The Engineer will conduct acceptance tests. The Engineer will directly base acceptance on the acceptance test results, the asphalt cement quality, the Contractor's QC Plan work, and the comparisons of the acceptance test results to the QC test results. The Engineer may elect to utilize test results of the Contractor in some situations toward judging acceptance.

Supply and capture samples, as directed by the Engineer under the purview of the Engineer from delivery trucks before the trucks leave the production plant. Hand samples to the Engineer to be marked accordingly. The sample shall represent the material produced by the Contractor, and shall be of sufficient size to allow the Engineer to complete all required acceptance tests. The Engineer will direct the Contractor when to capture these samples, on a statistically random, unbiased basis, established before production begins each day based upon the anticipated production tonnage. The captured sample shall be from the Engineer specified delivery truck. The Contractor may visually inspect the specified delivery load during sampling and elect to reject the load. If the contractor elects to reject the specified delivery truck, each subsequent load will be inspected until a visually acceptable load is produced for acceptance testing. All visually rejected loads shall not be sent to a Department project.

The first sample of the production day will be randomly generated by the Engineer between loads 0 and 12 (0-250 tons). Subsequent samples will be randomly generated by the Engineer on 500-ton sub-lots for the production day. Samples not retrieved in accordance with the Contractor's QC plan will be deemed unacceptable and may be a basis for rejection of material produced. Parallel tests or dispute resolution tests will only be performed on material captured at the same time and location as the acceptance test sample. Parallel test samples or Dispute Resolution samples will be created by splitting a large sample or obtaining multiple samples that equally represent the material. The Engineer will perform all splitting and handling of material after it is obtained by the Contractor.

The Contractor may retain dispute resolution samples or perform parallel tests with the Engineer on any acceptance sample.

The Engineer will evaluate and accept the material on a lot basis. All the material within a lot shall have the same JMF (mixture ID). The lot size shall be targeted for 2000 tons or a maximum period of three days, whichever is reached first. If the 2000<sup>th</sup> ton target lot size is achieved during a production day, the lot size shall extend to the end of that production day. The Contractor may interrupt the production of one JMF in order to produce different material; this type of interruption will not alter the determination of the size or limits of material represented by a lot. The Engineer will evaluate each lot on a subplot basis. The size for each subplot shall be 100 to 500 tons and testing for the sub lots will be completed on a daily basis. For each subplot, the Engineer will evaluate one sample.

The target size of sub-lots within each lot, except for the first sample of the production day, is equal-sized 500 ton sub lots and will be based upon anticipated production, however, more or fewer sublots, with differing sizes, may result due to the production schedule and conditions. If the actual production is less than anticipated, and it's determined a sample will not be obtained (based upon the anticipated tonnage), a new sample location will be determined on a statistically random, unbiased basis based upon the new actual

production. If the actual production is going to be 50 tons or greater over the anticipated sub lot production, a new sample location will be determined on a statistically random, unbiased basis based upon the new actual production. The Engineer will combine the evaluation and test results for all of the applicable sublots in order to evaluate each individual lot.

If the Engineer is present, and the quantity exceeds 25 tons, a statistically random sample will be used for analysis. When the anticipated production is less than 100 tons and greater than 25 tons, and the Engineer is not present, the contractor shall randomly select a sample using the Engineer's random location program. The captured sample shall be placed in a suitable box, marked to the attention of the Engineer, and submitted to the Engineer for testing. A box sample shall also be obtained by the contractor at the same time and will be used as the Dispute Resolution sample if requested by the Engineer. The Contractor shall also obtain one liquid asphalt sample (1 pint) per grade of asphalt used per day and properly label it with all pertinent information.

The Engineer will conduct the following tests in order to characterize the material for the pavement compaction quality and to judge acceptance and the pay adjustment for the material:

- AASHTO T312 - Preparing and Determining the Density of Hot Mix Asphalt (HMA) Specimens by Means of the Superpave Gyrotory Compactor
- AASHTO T166, Method C (Rapid Method) - Bulk Specific Gravity of Compacted Hot Mix Asphalt (HMA) Using Saturated Surface Dry Specimens
- AASHTO T308 - Determining the Asphalt Binder Content of Hot Mix Asphalt (HMA) by the Ignition Method
- AASHTO T30 - Mechanical Analysis of Extracted Aggregate
- AASHTO T209 - Theoretical Maximum Specific Gravity and Density of Hot Mix Asphalt (HMA)
- ASTM D7227 - Standard Practice for Rapid Drying of Compacted Asphalt Specimens using Vacuum Drying Apparatus

**(b) Pavement Construction - Tests and Evaluations.**

The Engineer will directly base acceptance on the compaction acceptance test results, and on the inspection of the construction, the Contractor's QC Plan work, ride smoothness as referenced in the contract documents, lift thickness as referenced in the contract documents, joint quality as referenced in the contract documents, surface texture as referenced in the contract documents, and possibly the comparisons of the acceptance test results to the independent test results. For the compaction acceptance testing, the Engineer will sample the work on a statistically random basis, and will test and evaluate the work based on daily production.

Notify the Engineer of any locations within that road segment that may not be suitable to achieve minimum (93%) compaction due to existing conditions prior to paving the road segment. Schedule and hold a meeting in the field with the Engineer in order to discuss all areas that may potentially be applicable to Table 5a before paving starts. Areas that will be considered for Table 5a will be investigated in accordance to the method described in Appendix B. If this meeting is not held prior to paving, no areas will be considered for Table 5a. Areas of allowable exemptions that will not be cored include the following: partial-depth patch areas, driveway entrances, paving locations of less than 100 tons, areas around manholes and driveway entrances, and areas of paving that are under 400 feet in continuous total length and/or 5 feet in width.

The exempt areas around manholes will be a maximum of 4 feet transversely on either side from the center of the manhole, and 20 feet longitudinally on either side from the center of the manhole. The exempt areas around driveway entrances shall be the entire width of the driveway, and 3 feet from the edge of the longitudinal joint next to the driveway. Areas of exemption that will be cored for informational purposes only include: areas where the mat thickness is less than three times the nominal maximum aggregate size as directed by the Engineer, violations of Section 401.08 in the Standard Specifications as directed by the Engineer, and areas shown to contain questionable subgrade properties as proven by substantial yielding under a fully loaded truck. Failure to obtain core samples in these areas will result in zero payment for compaction regardless of the exempt status. The Engineer will evaluate and accept the compaction work on a daily basis. Payment for the compaction will be calculated by using the material production lots as referenced in **.02 Acceptance Plan (a) Material Production - B Tests and Evaluation** and analyzing the compaction results over the individual days covered in the material production lot. The compaction results will be combined with the material results to obtain a payment for this item.

The minimum size of a compaction lot shall be 100 tons. If the compaction lot is between 101 and 1000 tons, the Engineer shall randomly determine four compaction acceptance test locations. If the compaction lot is between 1001 and 1500 tons, the Engineer shall randomly determine six compaction acceptance test locations. If the compaction lot is between 1501 and 2000 tons, the Engineer shall randomly determine eight compaction acceptance test locations. If the compaction lot is greater than 2000 tons, the Engineer shall randomly determine two compaction acceptance test locations per 500 tons.

If a randomly selected area falls within an Engineer approved exemption area, the Engineer will select one more randomly generated location to be tested per the requirements of this Specification. If that cannot be accomplished, or if an entire location has been declared exempt, the compaction testing shall be performed as per these Specifications but a note will be added to the results that the location was an Engineer approved exempt location.

Testing locations will be a minimum of 1.0 feet from the newly placed longitudinal joint and 50 feet from a new transverse joint.

Cut one six (6) inch diameter core through the full lift depth at the exact location marked by the Engineer. Cores submitted that are not from the location designated by the Engineer will not be tested and will be paid at zero pay.

Notify the Engineer prior to starting paving operations with approximate tonnage to be placed. The Contractor is then responsible for notifying the appropriate Engineer test personnel within 12 hours of material placement. The Engineer will mark core locations within 24 hours of notification. After determination of locations, the Contractor shall complete testing within two operational days of the locations being marked. If the cores are not cut within two operational days, the area in question will be paid at zero pay for compaction testing.

Provide any traffic control required for the structural number investigation, sampling, and testing work at no additional cost to the Department.

Commence coring of the pavement after the pavement has cooled to a temperature of 140°F or less. Cut each core with care in order to prevent damaging the core. Damaged cores will not be tested. Label each core with contract number, date of construction, and number XX of XX upon removal from the roadway. Place cores in a 6-inch diameter plastic concrete cylinder mold or approved substitute for protection. Separate cores in the same cylinder mold with paper. Attach a completed QC test record for the represented area with the corresponding cores. The Engineer will also complete a test record for areas tested for the QA report and provide to Materials & Research. Deliver the cores to the Engineer for testing, processing, and report distribution at the end of each production day.

Repair core holes per Appendix A, Repairing Core Holes in Bituminous Asphalt Pavements. Core holes shall be filled immediately. Failure to repair core holes at the time of coring will result in zero pay for compaction testing for the area in question.

The Engineer will conduct the following tests on the applicable portion of the cores in order to evaluate their quality:

- AASHTO T166, Method C (Rapid Method) – Bulk Specific Gravity of Compacted Hot Mix Asphalt (HMA) Using Saturated Surface Dry Specimens
- AASHTO T209 - Theoretical Maximum Specific Gravity and Density of Hot Mix Asphalt
- ASTM D7227 - Standard Practice for Rapid Drying of Compacted Asphalt Specimens using Vacuum Drying Apparatus

The Engineer will use the average of the last five test values of the same JMF (mixture ID) material at the production plant in order to calculate the average theoretical maximum specific gravity of the cores. The average will be based on the production days test results and as many test results needed from previous days production to have an average of five samples. If there are less than five values available, the Engineer will use the JMF design value in addition to the available values to calculate the average theoretical maximum specific gravity.

**.03 Payment and Pay Adjustment Factors.**

The Engineer will determine pay adjustments for the bituminous asphalt item(s) in accordance with this specification. The Engineer will determine a pay adjustment factor for the material produced and a pay adjustment factor for the pavement construction. Pay adjustments for material and construction will be calculated independently. When the pay adjustment calculation for either material or construction falls to zero payment per tables 4, 5, or 5a, the maximum pay adjustment for the other factor will not exceed 100.

Pay Adjustment factors will only be calculated on in place material. Removed material will not be used in payment adjustment calculations.

Material Production Pay Adjustments will be calculated based upon 70% of the contract unit price and calculated according to section .03(a) of this specification. Pavement construction Pay Adjustments will be calculated based upon 30% of the contract unit price and calculated according to section .03(b) of this specification.

**(a) Material Production - Pay Adjustment.**

Calculate the material pay adjustment by evaluating the production material based on the following parameters:

<b>Table 2 - Material Parameter Weight Factors</b>		
<b>Material Parameter</b>	<b>Single Test Tolerance (+/-)</b>	<b>Weight Factor</b>
Asphalt Content	0.4	0.30
#8 Sieve (>=19.0 mm)	7.0	0.30
#8 Sieve (<=12.5 mm)	5.0	0.30
#200 Sieve (0.075mm Sieve)	2.0	0.30
Air Voids (4.0% Target)	2.0	0.10

Using the JMF target value, the single test tolerance (from Table 2), and the test values, the Engineer will use the following steps to determine the material pay adjustment factor for each lot of material:

1. For each parameter, calculate the mean value and the standard deviation of the test values for the lot to the nearest 0.1 unit.
2. For each parameter, calculate the Upper Quality Index (QU):  

$$QU = ((JMF \text{ target}) + (\text{single test tolerance}) - (\text{mean value})) / (\text{standard deviation}).$$
3. For each parameter, calculate the Lower Quality Index (QL):  

$$QL = ((\text{mean value}) - (JMF \text{ target}) + (\text{single test tolerance})) / (\text{standard deviation}).$$
4. For each parameter, locate the values for the Upper Payment Limit (PU) and the Lower Payment Limit (PL) from Table 3 - Quality Level Analysis by the Standard Deviation Method. (Use the column for “n” representing the number of sublots in the lot. Use the closest value on the table when the exact value is not listed).
5. Calculate the PWL for each parameter from the values located in the previous step:  

$$PWL = PU + PL - 100.$$
6. Calculate each parameter’s contribution to the payment adjustment by multiplying its PWL by the weight factor shown in Table 2 for that parameter.
7. Add the calculated adjustments of all the parameters together to determine the Composite PWL for the lot.
8. From Table 4, locate the value of the Pay Adjustment Factor corresponding to the calculated PWL. When all properties of a single test are within the single test tolerance of Table 2, Pay Adjustment factors shall be determined by Column B. When any property of a single test is outside of the Single Test Tolerance parameters defined in Table 2, the Material Pay Adjustment factor shall be determined by Column C.
9. For each lot, determine the final material price adjustment:

Final Material Pay Adjustment =  
 (Lot Quantity) x (Item Bid Price) x (Pay Adjustment Factor) x 70%. This final pay calculation will be paid to the cent.

In lieu of being assessed a pay adjustment penalty, the Contractor may choose to remove and replace the material at no additional cost to the Department. When the PWL of any material parameter in Table 2 is below 60, the Engineer may require the removal and replacement of the material at no additional cost to the Department. Test results on removed material shall not be used in calculation of future PWL calculations for Mixture ID.

The test results from the Engineer on production that is less than 100 tons will be combined with the two most recently completed Engineer tests with the same Mixture ID to calculate payment for the lot encompassing the single test. If that cannot be accomplished, the approved JMF will be used to calculate payment for the lot encompassing the single test. Payment for previously closed lots will not be affected by the analysis.

When a sample is outside of the allowable single test tolerance for any Materials criteria in Table 2, that sample will be isolated. For payment purposes, the test result of the out of acceptable tolerance sample will be combined with the two previous acceptable samples of the same JMF and analyzed per this specification. The material that is considered out of the acceptable tolerance will only include the material within the represented sub-lot (i.e., a maximum of 500 tons). If the previous acceptable test result is from the previous production day, only the material produced on the second production day will be considered out of tolerance. All future sub lots will not include the isolated test. The pay factors for the out of tolerance sample lot will be calculated using column C of table 4.

If, during production, a QA sample test result does not meet the acceptable tolerances and the Contractors QC sample duplicates the QA sample test result, the Contractor can make an appropriate change to the mixture (within the JMF boundaries), and request to have that sample further isolated. After the Contractor has made appropriate changes, the Contractor will visually inspect each produced load. The first visually acceptable load will be sampled and tested. If that sample test result shows compliance with the specifications, the material that is considered out of the acceptable tolerance will include the material from the previous acceptable test result to the third load after the initially sampled and tested sample. If the sample does not meet the specification requirements, the Engineer will no longer accept material. Production may resume when changes have been made and an acceptable sample and test result is obtained.

Table 3 - Quality Level Analysis by the Standard Deviation Method							
PU or PL	QU and QL for "n" Samples						
	n = 3	n = 4	n = 5	n = 6	n = 7	n = 8	n = 9
100	1.16	1.50	1.79	2.03	2.23	2.39	2.53
99	-	1.47	1.67	1.80	1.89	1.95	2.00
98	1.15	1.44	1.60	1.70	1.76	1.81	1.84
97	-	1.41	1.54	1.62	1.67	1.70	1.72
96	1.14	1.38	1.49	1.55	1.59	1.61	1.63
95	-	1.35	1.44	1.49	1.52	1.54	1.55
94	1.13	1.32	1.39	1.43	1.46	1.47	1.48
93	-	1.29	1.35	1.38	1.40	1.41	1.42
92	1.12	1.26	1.31	1.33	1.35	1.36	1.36
91	1.11	1.23	1.27	1.29	1.30	1.30	1.31
90	1.10	1.20	1.23	1.24	1.25	1.25	1.26
89	1.09	1.17	1.19	1.20	1.20	1.21	1.21
88	1.07	1.14	1.15	1.16	1.16	1.16	1.17
87	1.06	1.11	1.12	1.12	1.12	1.12	1.12
86	1.04	1.08	1.08	1.08	1.08	1.08	1.08

85	1.03	1.05	1.05	1.04	1.04	1.04	1.04
84	1.01	1.02	1.01	1.01	1.00	1.00	1.00
83	1.00	0.99	0.98	0.97	0.97	0.96	0.96
82	0.97	0.96	0.95	0.94	0.93	0.93	0.93
81	0.96	0.93	0.91	0.90	0.90	0.89	0.89
80	0.93	0.90	0.88	0.87	0.86	0.86	0.86
79	0.91	0.87	0.85	0.84	0.83	0.82	0.82
78	0.89	0.84	0.82	0.80	0.80	0.79	0.79
77	0.87	0.81	0.78	0.77	0.76	0.76	0.76
76	0.84	0.78	0.75	0.74	0.73	0.73	0.72
75	0.82	0.75	0.72	0.71	0.70	0.70	0.69
74	0.79	0.72	0.69	0.68	0.67	0.66	0.66
73	0.75	0.69	0.66	0.65	0.64	0.63	0.63
72	0.74	0.66	0.63	0.62	0.61	0.60	0.60
71	0.71	0.63	0.60	0.59	0.58	0.57	0.57
70	0.68	0.60	0.57	0.56	0.55	0.55	0.54
69	0.65	0.57	0.54	0.53	0.52	0.52	0.51
68	0.62	0.54	0.51	0.50	0.49	0.49	0.48
67	0.59	0.51	0.47	0.47	0.46	0.46	0.46
66	0.56	0.48	0.45	0.44	0.44	0.43	0.43
65	0.52	0.45	0.43	0.41	0.41	0.40	0.40
64	0.49	0.42	0.40	0.39	0.38	0.38	0.37
63	0.46	0.39	0.37	0.36	0.35	0.35	0.35
62	0.43	0.36	0.34	0.33	0.32	0.32	0.32

<b>Table 3 – Quality Level Analysis by the Standard Deviation Method</b>							
<b>PU or PL</b>	<b>QU and QL for “n” Samples</b>						
	<b>n = 3</b>	<b>n = 4</b>	<b>n = 5</b>	<b>n = 6</b>	<b>n = 7</b>	<b>n = 8</b>	<b>n = 9</b>
61	0.39	0.33	0.31	0.30	0.30	0.29	0.29
60	0.36	0.30	0.28	0.27	0.27	0.27	0.26
59	0.32	0.27	0.25	0.25	0.24	0.24	0.24

<b>Table 4 - PWL Pay Adjustment Factors</b>		
<b>PWL</b>	<b>Pay Adjustment Factor (%) Column B</b>	<b>Pay Adjustment Factor (%) Column C</b>
100	+5	0
99	+4	-1
98	+3	-2
97	+2	-3
96	+1	-4
95	0	-5
94	-1	-6

93	-2	-7
92	-3	-8
91	-4	-9
PWL<91	PWL - 100	PWL - 100

**(b) Pavement Construction - Pay Adjustments.**

The Engineer will determine the pavement construction pay adjustment by evaluating the construction of the pavement, based on the following parameter:

- Degree of compaction of the in-place material

Using the test values for the cores, the Engineer will use the following steps to determine the pavement construction pay adjustment for each lot of work.

1. Calculate the core bulk specific gravity values from the subplot tests values, to the nearest 0.001 unit. Obtain the Theoretical maximum Specific Gravity values from the corresponding laboratory subplot tests.
2. Calculate the Degree of Compaction:  
Degree of Compaction =  
((Core Bulk Specific Gravity) / (Theoretical Maximum Specific Gravity)) x 100% recorded to the nearest 0.1%.
3. The average compaction for the sublots shall be averaged together for the compaction level of the lot. The lots compaction test level shall be averaged and recorded to the nearest whole percent.
4. Locate the value of the Payment Adjustment Factor corresponding to the calculated degree of compaction from Table 5 or Table 5a.
5. Determine the pavement construction price adjustment by using the following formula:  
Construction Pay adjustment = (Lot Quantity) x (Bid Price) x (Pay Adjustment Factor) x 30%.

<b>Table 5: Compaction Price Adjustment Highway Locations</b>		
Degree of Compaction (%)	Range	Pay Adjustment Factor (%)
>= 97.0	>= 96.75	-100*
96.5	96.26 – 96.74	-5
96.0	95.75 – 96.25	-3
95.5	95.26 – 95.74	-2
95.0	94.75 – 95.25	0
94.5	94.26 – 94.74	0
94.0	93.75 – 94.25	1
93.5	93.26 – 93.74	3
93.0	92.75 – 93.25	5
92.5	92.26 – 92.74	3



92.0	91.75 – 92.25	0
91.5	91.26 – 91.74	0
91.0	90.75 – 91.25	-5
90.5	90.26 – 90.74	-15
90.0	89.75 – 90.25	-20
89.5	89.26 – 89.74	-25
89.0	88.75 – 89.25	-30
88.5	88.26 – 88.74	-50
=<88.0	=<88.25	-100*

\* or remove and replace it at Engineer's discretion

<b>Table 5A: Compaction Price Adjustment Other<sup>1</sup> Locations</b>		
Degree of Compaction	Range	Pay Adjustment Factor (%)
>= 97.0	>= 96.75	-100*
96.5	96.26 – 96.74	-5
96.0	95.75 – 96.25	-3
95.5	95.26 – 95.74	-2
95.0	94.75 – 95.25	0
94.5	94.26 – 94.74	0
94.0	93.75 – 94.25	0
93.5	93.26 – 93.74	1
93.0	92.75 – 93.25	3
92.5	92.26 – 92.74	1
92.0	91.75 – 92.25	0
91.5	91.26 – 91.74	0
91.0	90.75 – 91.25	0
90.5	90.26 – 90.74	0
90.0	89.75 – 90.25	0
89.5	89.26 – 89.74	0
89.0	88.75 – 89.25	-1
88.5	88.26 – 88.74	-3
88.0	87.75 – 88.25	-5
87.5	87.26 – 87.74	-10
87.0	86.75 – 87.25	-15

86.5	86.26 – 86.74	-20
86.0	85.75 – 86.25	-25
85.5	85.26 – 85.74	-30
85.0	84.75 – 85.25	-40
84.5	84.26 – 84.74	-50
=< 84.0	=<84.25	-100*

\* or remove and replace at Engineer's discretion

<sup>1</sup> This chart is to be used for areas where the structural value of the area to be paved is less than 1.75 as determined by the Engineer. See Appendix B - Method for Obtaining Cores for Determination of Roadway Structure. This chart is applicable to rehabilitation work only; full depth construction will not be considered for Table 5a.

**.04 Dispute Resolution.**

Disputes or questions about any test result shall be brought to the attention of the Contractor and the Engineer within two operational days of reported test results. The following dispute resolution procedures will be used.

The Engineer and the Contractor will review the sample quality, the test method, the laboratory equipment, and the laboratory technician. If these factors are not the cause of the dispute, a third party dispute resolution will be used.

Third party resolution testing can be performed at either another Contractor’s laboratory, the Engineer’s laboratory, or an independent accredited laboratory. Unless otherwise mutually agreed upon by DAPA and the Engineer, the Engineer’s qualified laboratory in Dover and qualified personnel shall conduct the necessary testing for third party Dispute Resolution after the Engineer has provided reasonable notice to allow the Contractor to witness this testing.

When disputes over production testing occur, the samples used for Dispute Resolution testing will be those samples the properly captured, labeled, and stored, as described in the second paragraph of the section of these specifications titled **.02 Acceptance Plan, (a) Material Production - Tests and Evaluations**. If no samples are available, the original testing results will be used for payment calculations.

Dispute Resolution samples for air void content will be heated by a microwave oven.

If there is a discrepancy between the Engineer’s acceptance test result and the Contractor’s test result, the Contractor may ask for the Dispute Resolution sample to be tested. The Contractor may request up to two dispute resolution samples be tested per calendar year without charge. Any additional Dispute Resolution samples run at the Contractors request where the results substantiate the acceptance test result will be assessed a fee of \$125. Any additional Dispute Resolution samples that substantiate the Contractors test result will not be assessed the fee.

When disputes over compaction core test results occur, the Engineer’s acceptance core will be used for the dispute resolution sample. The Contractor will be advised on when the testing will occur as referenced above to witness the testing. The results of the dispute resolution testing shall replace all of the applicable disputed test results for payment purposes.

**Appendix A - Repairing Core Holes in Bituminous Asphalt Pavement**

**Description.**

This appendix describes the procedure required to repair core holes in a bituminous concrete pavement.

**Materials and Equipment.**

The following material shall be available to complete this work:

- Patch Material - DelDOT approved High Performance Cold Patch material shall be used.

The following equipment shall be available to complete this work:

- Sponge or other absorbent material - Used to extract water from the hole.
- Compaction Hammer - mechanical (electrical, pneumatic, or gasoline driven) tamping device with a flat, circular tamping face smaller than 6 inches in diameter.

**Construction Method.**

After core removal from the hole, remove all excess water from within the hole, and prevent water from re-entering the hole.

Place the patch material in lifts no greater than 3 inches and compact with mechanical tamping device. If the hole is deeper than 3 inches, use two lifts of approximately equal depths so that optimum compaction is achieved. Make sure that the patch surface matches the grade of the existing roadway. Make every effort to achieve the greatest possible compaction

**Performance Requirements.**

The Engineer will judge the patch on the following basis:

- The patch shall be well compacted
- The patch surface shall match the grade of the surrounding roadway surface.

**Basis of Payment.**

No measurement or payment will be made for the patching work. The Contractor must gain the Engineer's acceptance of the patching work before the Engineer will accept the material represented by the core.

**Appendix B - Method for Obtaining Cores for Determination of Roadway Structure**

The Contractor is responsible for obtaining cores in areas that they propose are eligible for compaction price adjustments according to Table 5a in this specification. Table 5a is not applicable for new full-depth pavement box construction. Cores submitted for this process shall be obtained according to the following process.

1. Contact Materials & Research (M&R) personnel to determine if information about the area is already available. If M&R has already obtained cores in the location that is being investigated, the contractor may opt to use the laboratory information for the investigation and not core the area on their own.
2. If M&R does not have information concerning the section of the roadway, the contractor needs to contact M&R to arrange for verification of coring operations. Arrangements shall be made to allow for an individual from M&R to be on the site when the cores are obtained. Cores will be turned over to M&R for evaluation.
3. The Contractor is responsible for providing all traffic control and repairing core holes in accordance to 401699 Appendix A - Repairing Core Holes in Bituminous Asphalt Pavements.
4. Cores are to be taken throughout the entire project for the area in question. Cores will be spaced, from the start of the project in increments determined based on field and project specifics. Cores will be evenly distributed throughout the project location. The cores will be taken in the center of the lane in question.
5. Additional cores may be taken at other locations, if surface conditions indicate that there may be a substantial difference in the underlying section. The location of these cores should be documented and submitted to M&R.
6. Cores shall be full depth and include underlying materials. If there is a stone base included in the pavement section, at a minimum 1 core must have information concerning the thickness of the base. This is determined by augering to the subgrade surface.
7. The calculations used to determine the structural capacity of the roadway is as follows. If the contractor finds, upon starting the coring process, that the areas are of greater thickness than applicable to Table 5a, they may terminate the coring process on their own and retract the request.

**Structural Number Calculations**

Each pavement box material is assigned a structural coefficient based upon AASHTO design guides. The structural coefficient is used to determine the total strength of the pavement section.

Materials used in older pavement sections are assigned lower structural coefficients to compensate for aging of the materials. The coefficients used to determine the structural number of an existing pavement are:

<b>Existing Material</b>	<b>Structural Coefficient</b>
HMA	0.32
Asphalt Treated Base	0.26
Soil Cement	0.16
Surface Treatment (Tar & Chip)	0.10
GABC	0.14
Concrete	0 - 0.7*

\* The Structural Coefficient of Concrete is dependent upon the condition of the concrete. Compressive strengths & ASR analysis are used to determine condition - contact the Engineer if this situation arises.

Newly placed materials use a different set of structural coefficients. They are as follows:

New Material	Structural Coefficient
HMA	0.40
Asphalt Treated Base (BCBC)	0.32
Soil Cement	0.20
GABC	0.14

**Example:**

Location includes placement of a 1.25" Type C overlay on 2.25" Type B. Existing roadway is cored and is shown to consist of 2" HMA on 7" GABC.

Calculation:

For the Type B lift the calculation would be:

Existing HMA	$2 * 0.32 = 0.64$
GABC	$7 * 0.14 = \underline{0.98}$
	1.62

For the Type C lift the calculation would be:

Newly Placed B	$2.25 * 0.4 = 0.90$
Existing HMA	$2 * 0.32 = 0.64$
GABC	$7 * 0.14 = \underline{0.98}$
	2.52

11/3/14

**401752 – SAFETY EDGE FOR ROADWAY PAVEMENT**

**Description:**

This work consists of the construction of safety edge(s) along bituminous concrete pavement or P.C.C. pavement in accordance with the details and notes on the Plans and as directed by the Engineer.

**Construction Methods:**

The safety edge shall not be constructed adjacent to curb or in front of guardrail sections.

In bituminous concrete pavement sections, prior to the construction of the safety edge, the fill or in situ material at the edge of pavement shall be compacted so that it is level with the top of the pavement, prior to the final surface overlay.

In bituminous concrete pavement sections, the contractor shall attach a device to the screed of the paver unit that confines the material at the end of the gate and extrudes the asphalt material in such a way that results in a compacted wedge shape pavement edge of 32 degrees (+/- 2 degrees). Contact shall be maintained between the device and the road shoulder surface. The device shall be manufactured so that it can be easily adjusted to transition at cross roads, driveways and obstructions without stopping the paver unit. The device's shape shall constrain the asphalt and cause compaction, as well as increase the density of the extruded profile.

In bituminous concrete pavement sections, the Transtech Shoulder Wedge Maker, Carlson Safety Edge End Gate or an approved equal shall be used to produce the safety edge. Contact information for these wedge shape compaction devices is listed below:

Transtech Systems, Inc.  
1594 State Street  
Schenectady, NY 12304  
1-800-724-6306  
[www.transtechsys.com](http://www.transtechsys.com)

or

Carlson Paving Products  
18425 50<sup>th</sup> Ave. E  
Tacoma, WA 98446  
1-253-278-9426  
[www.carlsonpavingproducts.com](http://www.carlsonpavingproducts.com)

or an approved equal.

In P.C.C. pavement sections, the paver screed shall be modified to provide a chamfer at the end of the P.C.C. pavement in accordance with the details and notes on the Plans, or as directed by the Engineer.

**Method of Measurement:**

Safety Edge will not be measured for payment.

**Basis of Payment:**

The cost associated with the construction of safety edge(s), including but not limited to the wedge device, preparation and compaction of the fill or in situ material, and placement of the safety edge in accordance with the Plans and Details shall be incidental to the bituminous concrete pavement or P.C.C. pavement item being placed.

10/15/2013

- 401800 - BITUMINOUS CONCRETE, SUPERPAVE, TYPE C, 115 GYRATIONS, PG 64-22  
(CARBONATE STONE)
- 401801 - BITUMINOUS CONCRETE, SUPERPAVE, TYPE C, 160 GYRATIONS, PG 64-22  
(CARBONATE STONE)
- 401804 - BITUMINOUS CONCRETE, SUPERPAVE, TYPE C, 160 GYRATIONS, PG 70-22  
(CARBONATE STONE)
- 401807 - BITUMINOUS CONCRETE, SUPERPAVE, TYPE C, 160 GYRATIONS, PG 76-22  
(CARBONATE STONE)
  
- 401809 - BITUMINOUS CONCRETE, SUPERPAVE, TYPE B, 115 GYRATIONS, PG 64-22
- 401810 - BITUMINOUS CONCRETE, SUPERPAVE, TYPE B, 160 GYRATIONS, PG 64-22
- 401813 - BITUMINOUS CONCRETE, SUPERPAVE, TYPE B, 160 GYRATIONS, PG 70-22
- 401816 - BITUMINOUS CONCRETE, SUPERPAVE, TYPE B, 160 GYRATIONS, PG 76-22
  
- 401818 - BITUMINOUS CONCRETE, SUPERPAVE, BITUMINOUS CONCRETE BASE  
COURSE, 115 GYRATIONS, PG 64-22
- 401819 - BITUMINOUS CONCRETE, SUPERPAVE, BITUMINOUS CONCRETE BASE  
COURSE, 160 GYRATIONS, PG 64-22
- 401821 - BITUMINOUS CONCRETE, SUPERPAVE, TYPE C, 160 GYRATIONS, PG 64-22,  
PATCHING
- 401822 - BITUMINOUS CONCRETE, SUPERPAVE, TYPE B, 160 GYRATIONS, PG 64-22,  
PATCHING
- 401823 - BITUMINOUS CONCRETE, SUPERPAVE, BITUMINOUS CONCRETE BASE  
COURSE, 160 GYRATIONS, PG 64-22, PATCHING
- 401824 - BITUMINOUS CONCRETE, SUPERPAVE, TYPE C, 160 GYRATIONS, PG-64-22,  
WEDGE
- 401825 - BITUMINOUS CONCRETE, SUPERPAVE, TYPE B, 160 GYRATIONS, PG-64-22,  
WEDGE
  
- 401827 -BITUMINOUS CONCRETE, SUPERPAVE, TYPE C, 160 GYRATIONS, PG 64-22,  
(NON-CARBONATE STONE)
- 401830 - BITUMINOUS CONCRETE, SUPERPAVE, TYPE C, 160 GYRATIONS, PG 70-22,  
(NON-CARBONATE STONE)
- 401833 -BITUMINOUS CONCRETE, SUPERPAVE, TYPE C, 160 GYRATIONS, PG 76-22,  
(NON-CARBONATE STONE)
  
- 401835 - THIN BITUMINOUS CONCRETE, SUPERPAVE, TYPE C, 115 GYRATIONS, PG 64-22
- 401836 - THIN BITUMINOUS CONCRETE, SUPERPAVE, TYPE C, 160 GYRATIONS, PG 64-22
- 401838 - THIN BITUMINOUS CONCRETE, SUPERPAVE, TYPE C, 160 GYRATIONS, PG 70-22
- 401840 - THIN BITUMINOUS CONCRETE, SUPERPAVE, TYPE C, 160 GYRATIONS, PG 76-22

**.01 Description:**

This specification shall govern the production and construction of bituminous concrete pavement. The following Subsections of the Standard Specifications shall be applicable: 401.01, 401.03 - 401.10, 401.12, and 401.13. All other subsections have been modified herein.

Payment for bituminous concrete shall be in accordance with item 401699. The Contractor shall read and thoroughly understand the requirements of the QA/QC specification as defined in item 401699. It is the responsibility of the Contractor to determine all costs associated with meeting these requirements and to include them in the per ton bids for the various Superpave bituminous concrete items. Payment adjustment factors will be calculated in accordance with the latest version of item 401699.

Bituminous concrete may be produced by one or a combination of several technologies involving asphalt foaming processes and equipment or additives that facilitate the reduction of the temperature at which the mix can be placed and satisfactorily compacted thereby permitting the mix to be produced at reduced temperatures.



**.02 Materials:**

Use materials conforming to standard specifications 823.

Materials for bituminous concrete shall conform to the requirements of Subsections 823.01, 823.05-823.17, and 823.25 - 823.28 of the Standard Specifications and the following. If the Contractor proposes to use a combination of materials that are not covered by this Specification, the mix design shall be submitted and reviewed by the Engineer 30 calendar days prior to use.

a) **Asphalt Binder:**

Meet the requirements of Superpave performance-grade asphalt binder, as referenced in the Plans, according to M 320 <sup>1</sup>, Table 1 and tested according to AASHTO R29 with the following test ranges:

TEST Procedure	AASHTO REFERENCE	SPECIFICATION LIMITS
Temperature, °C	M 320	Per Grade
Original DSR, G*/sin (δ)	T 315	1.00 - 2.20 kPa <sup>1</sup>
RTFO DSR, G*/sin (δ)	T 315	>= 2.20 kPa
PAV DSR, G*/ sin (δ)	T 315	</=5000 kPa
BBR Creep Stiffness, S	T 313	</= 300.0 kPa
BBR m-value	T 313	>/=0.300

Note 1: The exception to M 320 is that the original DSR shall be 1.00 to 2.20 kPa

Substitution of a higher temperature grade will require prior approval by the Engineer.

The highest low temperature grade virgin binder to be used is -22.

Depending on the level of Recycled materials used, the low temperature properties, per T 313, may be different than stated in M 320 or the previous table.

b) **Recycled Materials:**

**RAP (Recycled Asphalt Pavement):** Bituminous concrete pavement mechanically processed to a homogenous consistency to be recycled through the production plant for use in a new bituminous concrete mixture.

The percentage allowance of recycled materials (recycled asphalt pavement and/or shingles) shall be controlled through the use of the Materials & Research recycled mixture program available through the Materials & Research Section. The program can be used by the Contractor to determine which materials and combinations of materials can be used to meet the specified material on the contract.

If the Contractor proposes to use a combination of materials that are not covered by this program, the mix design shall be submitted and reviewed by the Engineer.

c) **Shingles:**

**RAS (Recycled Asphalt Shingles):** Materials reclaimed from the shingle manufacturing process such as tabs, punch-outs, and damaged new shingles mechanically broken down with 100% passing the ½ in (12.5 mm) sieve. Shipping, handling, and shredding costs are incidental to the price of Superpave item.

Post-consumer shingles or used shingles are not acceptable. Fiberglass-backed and organic felt-backed shingles shall be kept separate. Both materials shall not be used in the same mixture at the same time. All shingles shall be free of all foreign material and moisture.

The use of Recycled Asphalt Shingles will be considered for 115 gyrations mix designs upon demonstration by the producer of adequate blending of the binder verified by laboratory testing on plant produced material.

**d) Mineral Aggregate:**

Conform to Section 805 and the following criteria. These criteria apply to the combined aggregate blend.

DESIGN ESAL'S (MILLIONS)	COARSE AGGREGATE ANGULARITY <sup>1</sup> (% MIN)		FINE AGGREGATE ANGULARITY <sup>2</sup> (% MIN)		CLAY CONTENT <sup>3</sup> (% - MIN)	FLAT AND ELONGATED <sup>4</sup> (% - MAX)
	≤ 100 MM	> 100 MM	≤ 100 MM	> 100 MM		
< 0.3	55/-	-/-	-	-	40	-
0.3 to < 3	75/-	50/-	40	40	40	-
3 to <10	85/80 <sup>5</sup>	60/-	45	40	45	-
10 < 30	95/90	80/75	45	40	45	-
30	100/100	100/100	45	45	50	10

<sup>1</sup>Coarse Aggregate Angularity is tested according to ASTM D5821.

<sup>2</sup>Fine Aggregate Angularity is tested according to AASHTO TP-33.

<sup>3</sup>Clay Content is tested according to AASHTO T176.

<sup>4</sup>Flat and Elongated is tested according to ASTM 4791 with a 5:1 aspect ratio.

<sup>5</sup> 85/80 denotes that 85% of the coarse aggregate has one fractured face and 80% has two or more fractured faces.

The following source properties apply to the individual aggregates in the aggregate blend for the proposed JMF.

TEST METHOD	SPECIFICATION LIMITS
<b>Toughness, AASHTO T96</b> Percent Loss, Maximum	40
<b>Soundness, AASHTO T104</b> Percent Loss, Maximum for five cycles	20
<b>Deleterious Materials, AASHTO T112</b> Percent, Maximum	10
<b>Moisture Sensitivity, AASHTO T283</b> Percent, Minimum	80

For any roadway with a minimum average daily traffic volume (ADT) of 8000 vehicles and a posted speed of 35 mph (60 kph) or greater, the polish value of the composite aggregate blend shall be greater than 8.0 when tested according to Maryland State Highway Administration MSMT 411 B A Laboratory Method of Predicting Frictional Resistance of Polished Aggregates and Pavement Surfaces. @ RAP shall be assigned a value of 5.0. The Contractor shall supply all polish values to the Engineer upon request.

e) **Mineral Filler:**

Conform to AASHTO M17.

f) **Warm Mix Additives:**

For any WMA technology requiring addition of any material by the producer during production, the following information will be submitted with the proposed JMF for review and approval at least 30 calendar days prior to production:

1. WMA technology and/or additive information.
2. WMA technology manufacturer's recommendation for usage.
3. WMA technology target dosage rate and tolerance envelope. Support tolerance envelope with test data demonstrating acceptable mix production properties conforming to all sections of this specification.
4. WMA technology manufacturer's material safety data sheets (MSDS).
5. Documentation of past WMA technology field application including points of contact.
6. Temperature ranges for mixing and compacting.
7. Laboratory test data, samples, and sources of all mix components, and asphalt binder viscosity-temperature relationships.

Follow the manufacturer's recommendation for incorporating additives and WMA technologies into the mix. Comply with the manufacturer's recommendation regarding receiving, storage, and delivery of additives.

If the producer performs blending of the WMA technology in their tank, a separate Quality Control plan shall be submitted by the producer to the Department for review and approval at least 30 calendar days prior to production.

g) **Anti-stripping additives**

Conform to standard specifications Section 829 and blend with the asphalt cement in accordance with this specification. Incorporate anti-stripping additives when the Tensile Strength Ratio (TSR) as determined in accordance with AASHTO T283 is less than 80 or when specified for use by the Engineer.

**.03 Bituminous Concrete Production – Quality Control**

**(a) Process Control - Material Production Quality Control.**

Submit through electronic mail a QC Plan from each proposed production plant to the Engineer; no hot-mix asphalt material will be accepted until the Engineer approves the QC Plan. This plan must be submitted to the Engineer on an annual basis for review and approval prior to material production. The Engineer will send a signed copy back to the Contractor stating that it is approved. The approved QC Plan shall govern contractor operations.

The QC Plan shall include actions that will assure all materials and products will conform to the specifications, whether manufactured or processed by the Contractor, or procured from suppliers, subcontractors, or vendors. The Contractor shall perform the inspection and tests required to substantiate product conformance to contract requirements. The Contractor shall document QC inspections and tests, and provide copies to the Engineer when requested. The Contractor shall maintain records of all inspections and tests for at least one year. The records shall include the date, time, and nature of deficiency or deficiencies found; the quantities of material involved until the deficiency was corrected; and the date, time, and nature of corrective actions taken.

In the QC Plan shall detail the type and frequency of inspection, sampling, and testing deemed necessary to measure and control the various properties of material and construction governed by the Specifications. The QC Plan shall include the following elements as a minimum:

- Production Plant - make, type, capacity, and location.
- Production Plant Calibration - components and schedule; address documentation.
- Personnel - include name and telephone number for the following individuals:
  - Person responsible for quality control.
  - Qualified technician(s) responsible for performing the inspection, sampling, and testing.

- Person who has the authority to make corrective actions on behalf of the Contractor.
- Testing Laboratory - state the frequency of accuracy checks and calibrations of the equipment used for testing; address documentation.
- Load number of QC samples (1-10 if QA sample is not within trucks 1-10)
- Locations where samples will be obtained and the sampling techniques for each test
- Tests to be performed and their normal frequency; the following, at a minimum, shall be conducted:
  - Mixture Temperature: each of the first five trucks, and each load that is sampled for QC or acceptance testing.
  - Gradation analysis of aggregate (and RAP) stockpiles - one washed gradations per week for each aggregate stockpile; RAP: five gradations and asphalt cement contents for dedicated stockpiles where new material is not being added; one gradation and asphalt cement content test per week for stockpiles where material is continually being added to the stockpile.
  - Gradation analysis of non-payment sieves
  - Dust to effective asphalt calculation
  - Moisture content analysis of aggregates - daily.
  - Gradation analysis of the combined aggregate cold feed - one per year per mixture.
  - Bulk specific gravity and absorption of blended material - one per year per mixture.
  - Ignition Oven calibration - one per year per mixture.
  - Hot-Bins: one per year per mixture.
  - Others, as appropriate.
- Procedures for reporting the results of inspection and tests (include schedule).
- Procedures for dealing with non-compliant material or work.
- Presentation of control charts. The contractor shall plot the results of testing on individual control charts for each characteristic. The control charts shall be updated within on working day as test results for each subplot become available. The control charts shall be easily and readily accessible at the plant laboratory. The following parameters shall be plotted from the testing:
  - Asphalt cement content.
  - Volumetrics (air voids, voids in mineral aggregates [VMA])
  - Gradation values for the following sieves:
    - 4.75 mm (#4).
    - 2.36 mm (#8).
    - 0.075 mm (#200).
  - Operational guidelines (trigger points) to address times when the following actions would be considered:
    - Increased frequency of sampling and testing.
    - Plant control/settings/operations change.
    - JMF adjustment.
    - JMF change (See 401644 Section .04(a)(1)).
    - Change in the source of the component materials.
    - Calibration of material production equipment (asphalt pump, belt feeders, etc.).
    - Rejection of material.

When any point of non-compliance with the QC plan, or material not meeting the Specifications, comes to the attention of either the Contractor or the Engineer, the other party shall be notified immediately, and the Contractor shall take appropriate corrective actions. Failure to take corrective actions immediately shall be cause for rejection of material or work by the Engineer.

The following are considered significant violations to the Contractor's QC Plan:

- Using testing equipment that is knowingly out of calibration or is not working properly.
- Reporting false information such as test data, JMF information, or any info requested by DelDOT
- Failure to perform materials testing per their approved QC Plan
- Deviating from AASHTO or DelDOT testing procedures.
- Use of any material or the use of a JMF component in a proportion that exceeds the allowable tolerance as specified in section 04(a)(1) of this specification not listed in the JMF.
- Use of the wrong PG graded asphalt.
- Failure to take corrective action per action points in the Contractors approved QC plan.

The following steps will be taken for violations listed above:

1. First offence: Written notice of violation to the Contractor

2. Second offence: Written notice of violation and forfeiture of any bonus (material production or pavement construction) payment eligibility under 401699 section .03 for that production shift.
3. Third offence: Written notice of violation, forfeiture of bonus payment eligibility, and a 5% deduction of payment based upon contract unit price in addition to any calculated pay adjustment factors per 401699 Section 03.
4. Fourth offence: Written notice of violation, forfeiture of bonus payment eligibility, 50% deduction of payment based upon contract unit price in addition to any calculated payment adjustment factor per 401699 Section 03, and immediate suspension of the Contractor until corrective actions are taken. Corrective actions shall be submitted in writing to the Engineer for approval. The Engineer may request a meeting with the Contractor to discuss proposed changes prior to lifting suspension.

Violations of Contractor QC plans shall be kept on record for a period of 1 year from the date of violation at the Central Lab.

**(b) Material Production Test Equipment.**

Establish, maintain, and operate a qualified testing laboratory at the production plant site of sufficient size and layout that will accommodate the testing operations of both the Contractor and the Engineer.

Facilities for the use of the Engineer and inspectors shall be a minimum of 600 square feet of floor space conditioned to maintain constant temperature of 77F with two windows and a door equipped with functional locks and latches, located such that plant activities are plainly visible from one window of the building. Work space shall be furnished with illumination, tables, chairs, desks, telephone, and water including drinking water, sanitary facilities, fuel, and power necessary to conduct all necessary tests.

Maintain all the equipment used for handling, preparing, and testing materials in proper operating condition. For any laboratory equipment malfunction, the Contractor shall remedy the situation within one working day or the Engineer may suspend production. In the case of an equipment malfunction, the Engineer may elect to test the material at another qualified testing laboratory while waiting for repairs to equipment.

Maintain minimum calibration records for the referenced equipment:

- SUPERPAVE<sup>R</sup> Gyratory Compactor: once every year; verified once every month by the Engineer.
- Ovens: once every three months, verified once every month.
- Vacuum Container and Gauge (Rice Bowls): once every three months, verified once every month.
- Balances and Scales: once every year, verified once every month.
- Thermometers: once a year; verified once every month.
- Gyratory Compactor molds and base plates: once every year
- Mechanical Shakers: once every year
- Sieve Verifications: once every year

All calibrations shall be documented and on file for review by the Engineer at any time.

**(c) Material Production Test Methods**

- AASHTO T312 - Preparing and Determining the Density of Hot Mix Asphalt (HMA) Specimens by Means of the Superpave Gyratory Compactor
- AASHTO T166, Method C (Rapid Method) - Bulk Specific Gravity of Compacted Hot Mix Asphalt (HMA) Using Saturated Surface Dry Specimens
- AASHTO T308 - Determining the Asphalt Binder Content of Hot Mix Asphalt (HMA) by the Ignition Method
- AASHTO T30 - Mechanical Analysis of Extracted Aggregate
- AASHTO T209 - Theoretical Maximum Specific Gravity and Density of Hot Mix Asphalt (HMA)
- ASTM D7227 - Standard Practice for Rapid Drying of Compacted Asphalt Specimens using Vacuum Drying Apparatus

**.04 Job Mix Formula (JMF)**

**Mix Design.** Develop and submit a job mix formula for each mixture according to AASHTO R35. Each mix design shall be capable of being produced, placed, and compacted as specified. Assign a unique identification number to each JMF.

a) Development of JMF

**Gradation:** Use the FHWA Superpave 0.45 Power Chart to define permissible gradations for the specified mixture. Type C shall be either a No.4 (4.75 mm), 3/8" (9.5 mm), or 1/2" (12.5 mm) Nominal Maximum Aggregate Size bituminous concrete. Unless otherwise noted in the Plans, the Type C shall meet the 3/8" (9.5 mm) Nominal Maximum Aggregate Size. Type B bituminous concrete shall be the 3/4" (19.0 mm) Nominal Maximum Aggregate Size and the Bituminous Concrete Base Course (BCBC) shall be the 1" (25.0 mm) Nominal Maximum Aggregate Size. Target values for percent passing each standard sieve for the design aggregate structure shall comply with the Superpave control points and should avoid the restricted zone. Percentages shall be based on the washed gradation of the aggregate according to AASHTO T11.

In addition to the results of the material requirements specified above, the following material properties shall be provided by the contractor: bulk specific gravity  $G_{sb}$ , apparent specific gravity  $G_{sa}$ , and the absorption of the individual aggregate stockpiles to be used, tested according to AASHTO T84 and AASHTO T85 and reported to three decimal places along with the specific gravity of the mineral filler to be used, tested according to AASHTO T100 and reported to three decimal places.

**Superpave Gyrotory Compactive (SGC) Effort:**

The Superpave Gyrotory Compaction effort employed throughout mixture design, field quality control, or field quality assurance shall be as indicated below. All mixture specimens tested in the SGC shall be compacted to  $N_M$  Height data provided by the SGC shall be employed to calculate volumetric properties at  $N_p$ ,  $N_D$ , and  $N_M$

**Superpave Gyrotory Compactive (SGC) Effort:**

DESIGN TRAFFIC LEVEL (MILLION ESAL'S)	$N_{INITIAL}$	$N_{DESIGN}$	$N_{MAXIMUM}$
0.3 to < 3	7	75	115
3 to < 30	8	100	160
$\geq 30$	9	125	205

**Volumetric Design Parameters.** The design aggregate structure at the target asphalt cement content shall satisfy the volumetric criteria below:

DESIGN ESAL'S (MILLION)	REQUIRED DENSITY (% OF THEORETICAL MAXIMUM SPECIFIC GRAVITY)			VOIDS-IN-MINERAL AGGREGATE (% - MINIMUM) NOMINAL MAX. AGGREGATE (MM)					VOIDS FILLED WITH ASPHALT (%)
	$N_{INITIAL}$	$N_{DESIGN}$	$N_{MAX}$	25.0	19.0	9.5	12.5	4.75	
0.3 to < 3	$\leq 90.5$	-	-	-	-	-	-	-	65.0 - 78.0
3 to < 10	-	-	-	-	-	-	-	-	-
10 < 30	-	-	-	-	-	-	-	-	-
$\leq 30$	$\leq 89.0$	96.0	$\leq 98.0$	12.5	13.5	15.5	14.5	16.5	65.0 - 75.0 <sup>1</sup>

Air voids ( $V_a$ ) at  $N_{design}$  shall be 4.0% for all ESAL designs. Air voids ( $V_a$ ) at  $N_{max}$  shall be a minimum of 2.0% for all ESAL designs. The dust to binder ratio for the mix having aggregate gradations above the Primary Control Sieve (PCS) Control Points shall be 0.6-1.2. For aggregate gradations below the PCS Control Points, the dust to binder ratio shall be 0.8-1.6. For the No. 4 (4.75 mm) mix, the dust to binder ratio shall be 0.9-2.0 whether above or below the PCS Control Points.

For 3/8@ (9.5 mm) Nominal Maximum Aggregate Size mixtures, the specified VFA range shall be 73.0% to 76.0% and for 4.75 mm Nominal Maximum Size mixtures, the range shall be 75 % to 78% for design traffic levels \$3 million ESALs.

**Gradation Control Points:**

The combined aggregates shall conform to the gradation requirement specified in the following table when tested according to T-11 and T-27.

TABLE 1

Nominal Maximum Aggregates Size Control Points, Percent Passing										
SIEVE SIZE	25.0 MM		19.0 MM		12.5 MM		9.5 MM		4.75 MM	
	MIN	MAX	MIN	MAX	MIN	MAX	MIN	MAX	MIN	MAX
37.5 MM	100	-	-	-	-	-	-	-	-	-
25.0 MM	90	100	100	-	-	-	-	-	-	-
19.0 MM	-	90	90	100	100	-	-	-	-	-
12.5 MM	-	-	-	90	90	100	100	-	100	-
9.5 MM	-	-	-	-	-	90	90	100	95	100
4.75 MM	-	-	-	-	-	-	-	90	90	100
2.36 MM	19	45	23	49	28	58	32	67	-	-
1.18 MM	-	-	-	-	-	-	-	-	30	60
0.075 MM	1	7	2	8	2	10	2	10	6	12

Note: The aggregate’s gradation for each sieve must fall within the minimum and maximum limits.

**Gradation Classification**

The Primary Control Sieve (PCS) defines the break point of fine and coarse mixtures. The combined aggregates shall be classified as coarse graded when it passes below the Primary Control Sieve (PCS) control point as defined below. All other gradations shall be classified as fine graded.

PCS CONTROL POINT FOR MIXTURE NOMINAL MAXIMUM AGGREGATES SIZE (% PASSING)					
Nominal Maximum Aggregates Size	25.0 mm	19.0 mm	12.5 mm	9.5 mm	4.5 mm
Primary Control Sieve	4.75 mm	4.75 mm	2.36 mm	2.36 mm	1.18 mm
PCS Control Point	40	47	39	47	30-60

**Plant Production Tolerances:**

Volumetric Property	Superpave Criteria
Air Voids ( $V_a$ ) at (%) $N_m$	2.0 (min)
Air Voids ( $V_a$ ) at $N_{design}$ (%)	6.0 (max)
Voids in Mineral Aggregate (VMA) at $N_{design}$	
25.0 mm Bituminous Concrete Base Course	-1.5
19.0 mm Type B Hot-Mix	+2.0
12.5 mm Type C Hot-Mix	
9.5 mm Type C Hot-Mix	
4.5 mm Type C Hot-Mix	

**The proposed JMF shall include the following:**

Submit for approval to the Engineer the following documentation on Pinepave mixture design software prior to starting production of a new mixture:

1. Job mix formula (JMF) design of the component materials and target characteristic values for each mixture proposed for use. The component materials design shall include designating the source and the expected proportion (within 1 percent for the aggregate components and within 0.1 percent for the other components) of each component to be used in order to produce workable bituminous concrete meeting the specified properties. Recycled Asphalt Pavement (RAP) is one individual aggregate component regardless of fractionation size. Recycled Asphalt Shingles (RAS) is a separate component from RAP.
2. The JMF target characteristic values include the mixing temperature range, core temperature range for gyrations, the percentage of the asphalt cement component (both total and virgin), and the percentages of the aggregate amounts retained on the sieves to be addressed by the JMF as shown in Table 1.
3. Plot of the design aggregate structure on the FHWA Superpave 0.45 power chart showing the maximum density line and Superpave control points.
4. Plot of the three trial asphalt binder contents at +/- 0.5% gyratory compaction curves where the percent of maximum specific gravity (% of  $G_{mm}$ ) is plotted against the log base ten of the number of gyrations ( $\log(N)$ ) showing the applicable criteria for  $N_i$ ,  $N_d$ , and  $N_m$ .
5. Plot of the percent asphalt binder by total weight of the mix ( $P_b$ ) versus the following:  
% of  $G_{mm}$  at  $N_d$ , VMA at  $N_d$ , VFA at  $N_d$ , Fines to effective asphalt binder ( $P_{be}$ ) ratio, and unit weight ( $\text{kg/m}^2$ ) at both  $N_d$  and  $N_m$ .
6. Summary of the consensus property standards test results for the design aggregate structure, summary of the source property standards test results for the individual aggregates in the design aggregate structure, target value of the asphalt binder content, and a table of  $G_{mm}$  of the asphalt mixture for the four trial asphalt binder contents determined according to AASHTO T209.
7. Test data with each JMF and tests performed by a Qualified Laboratory on representative materials, verifying the adequacy of the design. Refer to the specifications for each mix type in order to determine the design requirements. The JMF sieve percentage values shall conform to the ranges shown in Table 1.  
  
For any mixture that has a 20% or greater failure rate on any combined volumetric criteria, the JMF will not be approved for use on Department contracts.
8. Provide raw material of each JMF so NCAT Ignition Oven calibration correction numbers can be established for the Engineers and Contractors ovens. The Engineer shall provide an ignition oven correction number for each JMF.

**.05 Approval of JMF**

The Engineer will have up to three weeks once the JMF is submitted to review the submitted information.

All submitted JMF's shall correspond to the Pinepave mixture design software. The Engineer, for evaluation of the submitted JMF, will use the first three test samples. These test results acquired during production shall be within the following range compared to the submitted JMF on the Pinepave mixture design software:  $G_{mm}$ : +/- 0.030 and  $G_{mb}$ : +/- 0.040

a) **Design Evaluation:**

The Engineer may elect to evaluate the proposed JMF and suitability of all materials through laboratory trial batches. All materials requested by the Engineer shall be provided at the contractor's expense



to the Central Laboratory in Dover in a timely manner upon request. To verify the complete mixture design and evaluate the suitability of all materials, the following approximate quantities are required:

- 5.25 gal (20 liters) of the asphalt binder;
- 0.13 gal (0.5 liters) sample of liquid heat-stable anti-strip additive;
- 254 lb. (115 kg) of each coarse aggregate;
- 154 lb. (70 kg) of each intermediate and fine aggregate;
- 22 lb. (10 kg) of mineral filler; and
- 254 lb. (115 kg) of RAP, when applicable.

For more expeditious approval, the Contractor may undertake the following steps:

1. Submit the proper documentation on Pinepave mixture design software.
2. Produce the new mixture for a non-Department project. The Engineer will test the material, by taking three series per section 401800 03(c). The mixture will be approved by the Engineer for Department projects if the test results are within the specifications.

A new JMF is required when any of the following conditions occur:

- A change in the source of any of the aggregate component materials
- A change in the proportion of any aggregate component by more than 5.0%
- A change in the aggregate components resulting in a change in percent passing any sieve as identified in Table 1 by more than 5% of the JMF target.
- A change in the target AC content by more than 0.20% from the JMF target to maintain other Volumetric properties of the approved JMF.
- For any mixture that has a 20% or greater failure rate on any combined volumetric criteria.

Although a new JMF is not required, the Contractor shall inform the Engineer of any proposed changes to an existing JMF. The Contractor shall notify the Engineer by electronic mail of the proposed changes. This notification shall include the total change made from the approved JMF proportions, and the effective time of the change. The Engineer will reply to the proposed changes within one operational day and notify the Contractor of the effective date of the changes.

**.06 Construction.**

**(a) Pavement Construction Test Equipment.**

The Contractor shall furnish and use in-place density gauges, and/or coring equipment to meet the requirements of these Specifications.

**Weather Limitations.**

Place mix only on dry, unfrozen surfaces and only when weather conditions allow for proper production, placement, handling, and compacting. The following table of ambient temperatures for various binder grades and lift thicknesses for placement with the following parameters:

Lift Thickness (in)	PG Binder		
	76-22	70-22	64-22
1.50	50°F	45°F	40°F
2.00	40°F	38°F	35°F
3.00	32°F	32°F	32°F

- Minimum surface temperature of 32°F and
- Minimum production temperature of 275°F and
- Maximum wind speed of 8 miles per hour

Construction outside of these conditions with WMA technology will be at the discretion of the Engineer.

**Compaction:**

**(b) Pavement Construction - Process Control.**

Perform Quality Control of pavement compaction by testing in-place pavement density by the following methods.

- ASTM D2950 Standard Test Method for Density of Bituminous Concrete in Place by Nuclear Methods; the use of other density gauges shall be as per the manufacturer's recommendations.
- AASHTO T166, Method C (Rapid Method) Bulk Specific Gravity of Compacted Hot Mix Asphalt (HMA) Using Saturated Surface Dry Specimens
- ASTM D7227 - Standard Practice for Rapid Drying of Compacted Asphalt Specimens using Vacuum Drying Apparatus

Cores may be cut on the first day of paving or once after the change of a JMF for gauge calibration. The number of cores obtained for calibration purposes shall not exceed the number of QA samples obtained by the Department for payment. The Contractor may use any method to select locations for the Quality Control calibration cores.

Repair all core holes in accordance with 401699 Appendix A.

**Method of Measurement:**

Method of Measurement will be in accordance with Subsections 401.14 and 401.15 of the Standard Specifications.

**Basis of Payment:**

All work completed under this item shall be considered for full payment and subsequently modified in accordance with the procedures enumerated under 401699.

Material production quality shall be evaluated per item 401699 - Quality Control/Quality Assurance of Bituminous Concrete .03 (a) Material Production - Tests and Evaluations.

Compaction quality shall be evaluated per Item 401699 - Quality Assurance of Bituminous Concrete .03 (b) Pavement Construction - Tests and Evaluations.

12/7/2015

**611509 - BRICK MASONRY PLANTER**

**Description:**

The item shall consist of furnishing all materials and constructing brick masonry landscaping planter, composed of approved bricks to match existing color, type and pattern, laid in mortar bed to match existing color and texture in accordance with these specifications and in reasonably close conformity with the form, dimensions, and details shown on the Plans and/or as directed by the Engineer and the City of Dover.

**Materials:**

Mortar for brick masonry shall conform to the applicable requirements of Section 611 of the Standard Specifications.

Brick shall be of the dimensions and type of the existing brick. The Contractor shall submit samples of brick for approval prior to starting in case of new masonry work. Materials for masonry repair/replacement shall match the existing brick and patterns.

**Construction Methods:**

The brick shall be laid to the wall to form the pattern to match existing, and shall be thoroughly wetted before laying in mortar. All joints shall be completely filled with mortar and shall be finished properly as work progresses. Mortar joints shall match the existing mortar thickness not to be greater than 1" to 1 1/2" (25 mm to 37 mm) thick. The Contractor shall employ competent mason to perform the masonry work.

After constructing the brick masonry, the entire area shall be thoroughly cleaned of all mortar, scars or spots. Efflorescence may be partly removed by water, but where special treatment is necessary, the area shall be first washed down with water, then treated with a solution of three parts hydrochloric acid to 100 parts of water following washing with water again. The Contractor shall be watchful to notice for any deteriorating reaction to the brick masonry, and in such case the treatment shall stop, and the treated area should be thoroughly washed down with water. However, this shall be the responsibility of the Contractor to clean the constructed masonry as to present a natural color.

**Method of Measurement:**

Brick Masonry Planter will not be measured.

**Basis of Payment:**

The payment for the item shall be made at the contract lump sum price bid for "Brick Masonry Planter", which price and payment shall constitute full compensation for furnishing and placing all materials, disposal of samples materials, and for all labor, equipment, tools, and incidentals necessary to complete the work.

1/25/17

**614555 - FIRE HYDRANTS**

**Description:**

This work consists of furnishing and installing fire hydrants in accordance with the details shown on the Plans and the standards of the utility owner, and as directed by the Engineer. The location of the fire hydrants shall be as shown on the Plans, but the exact position shall be determined in the field.

**Materials:**

Materials for installing the fire hydrants shall conform to the following Sections of the Standard Specifications:

Backfill Material, Borrow Type C	Section 209
Portland Cement Concrete, Class B	Section 812
Stone, Delaware No. 8	Section 813

All hydrants, pipe, fittings and hardware shall conform to the requirements shown on the Plans and to the standards and specifications of the utility owner.

**Construction Methods:**

Fire hydrants shall be installed in accordance with the details shown on the Plans and the standards and specifications of the utility owner, and as directed by the Engineer.

**Method of Measurement:**

The quantity of fire hydrants will be measured as the actual number of fire hydrants furnished and installed.

**Basis of Payment:**

The quantity of fire hydrants will be paid for at the Contract unit price per each. Price and payment will constitute full compensation for all materials, including hydrant, pipe, fittings, and hardware; concrete, stone, and any contingent materials relative and necessary to the work; for all excavating, backfill, backfilling, compacting, and disposing of excess material; and for all labor equipment, tools and incidentals required to complete the work.

Any valves, fittings, connections or joints determined by the Engineer to be unsuitable for reuse shall be replaced at the Contractor's expense.

**705504 - BRICK AND/OR BLOCK SIDEWALK**  
**705506 - BRICK AND/OR BLOCK ROADWAY**

**Description:**

This work consists of furnishing all materials and constructing brick and/or block sidewalk/roadway in accordance with these specifications and in reasonably close conformity with the lines, grades, dimensions, and notes on the Plans and as established by the Engineer.

**Materials:**

The brick/block, referred to as "pavers" elsewhere in this special provision, shall be the shape, style, size and color as specified on the Plans.

1. If the pavers specified are concrete unit pavers, they shall have an average compressive strength of 8000 psi (55 MPa) with no single paver having a compressive strength less than 7200 psi (52 MPa) at the time of delivery to the project. The pigment loading shall be a minimum of 3% and the pigmentation shall be uniform throughout the paver.
2. If the pavers specified are clay brick, the pavers shall meet the requirements of ASTM C902, Class SX, Type I.

In cases of existing sidewalk, the new pavers shall match the existing bricks in material, color and size, unless noted otherwise on the Plans.

If the Plans are silent regarding pavers, the Contractor shall supply clay brick in a color approved by the Engineer.

Sample pavers shall be submitted for approval and if requested by the Engineer, 3' x 3' (0.9 m x 0.9 m) sample panels shall be constructed for approval.

The edge restraint system shall be as specified on the Plans or as recommended by the paver manufacturer, whichever is stronger.

Sand for bedding shall conform to the requirements of Section 804 - Fine Aggregate.

Sand for filling joints shall conform to the requirements of Section 818 - Mortar Sand.

Portland Cement Concrete for sidewalk shall conform to the requirements of Section 812, Class B.

Expansion for sidewalk shall conform to the requirements of Subsection 808.06.

**Construction Methods:**

Place concrete for sidewalk to depths shown on plans and construct in accordance with Section 705 of the Standard Specifications.

Install the edge restraint system on the approved base as shown on the Plans where existing conditions do not provide edge restraint.

Spread a leveling course of bedding sand 1 to 1 1/2 inches (25 to 38 mm) thick, taking care that moisture is constant and the density is loose until the unit pavers are set and compacted. Place a material such as geotextile, or other approved material at curb joints to prevent sand from bleeding through.

Place pavers in patterns as designated on the Plans. If a joint spacing is not noted on the Plans, place the pavers with a tight joint. Select pavers from 4 or more cubes to blend color and texture variations. Do not use pavers with chips, cracks, discolorations, or other defects. Cut pavers with a motor driven masonry wet saw to provide clean, sharp, unchipped edges. Cut pavers to fit pattern specified and to neatly fit adjoining material.

Vibrate the pavers into the sand leveling course with a low amplitude plate vibrator capable of a 3,500 to 5,000 pound (1,600 to 2,300 kg) compaction force. Perform at least 3 passes across paving with vibrator. Protect paver face and edges by spreading a cushion of sand over the surface. Be careful not to destroy edges.

Spread dry sand and fill joints immediately after vibrating the pavers into leveling course. Brush and vibrate sand until joints are completely filled, then remove excess sand.

Prior to acceptance, any pavers that are chipped, broken, stained, or damaged shall be replaced at the contractor's expense.

**Method of Measurement:**

The quantity of brick and/or block paving will be measured as the number of square feet (square meters) of sidewalk and/or roadway completed in-place and accepted.

**Basis of Payment:**

The quantity of brick and/or block paving will be paid for at the Contract unit price per square foot (square meter). Price and payment will constitute full compensation for excavation, furnishing and installing portland cement concrete, expansion material, brick pavers, restraint system, bedding sand, geotextile and sand for filling joints and for all labor, equipment, tools, and incidentals necessary to complete the work.

3/08/2011

**705528 - TEMPORARY CURB RAMP**

**Description:**

This item shall consist of furnishing, erecting and installing Temporary Curb Ramps at the required location(s) and in accordance with the notes and details on the Plans and as directed by the Engineer.

After the completion of the project, the Temporary Curb Ramps shall become the property of the Contractor and shall be removed from the project site.

**Materials and Construction Methods:**

The Temporary Curb Ramps shall be used as required during maintenance of traffic and pedestrians during construction as directed by the Engineer. Curb ramps must be provided wherever an accessible pedestrian route crosses a curb or experiences a change of grade requiring a temporary curb ramp. The smallest possible slope should be used for all ramps and the maximum slope is 1:12. Transitions from ramps to walks or streets should be flush without abrupt changes. The adjoining landing areas, within three (3) feet of temporary curb ramps, shall not exceed 1:20. Temporary curb ramps must have a minimum width of 36", exclusive of flared sides. Temporary curb ramp surfaces must be stable and slip resistant. Changes in surface level up to ¼ inch may be vertical without edge treatment. Changes in surface level greater than ¼ inch must use a ramp. If a curb ramp is located where pedestrians must walk across the ramp or where the ramp is not shielded by handrails or guardrails, it must have flared sides. The maximum slope of the flare shall be 1:10.

The Contractor shall submit the locations of temporary curb ramps to be used during each stage of construction to the Engineer as part of the maintenance of pedestrian access plan for approval. The Engineer shall approve the Temporary Curb Ramp materials including the posts and methods of fabrication prior to installation.

Due to space limitations, the Contractor may be required to move the temporary curb ramps and/or reposition curb ramps from time to time so that adjacent construction activities and pedestrian access can coexist within the project site simultaneously as required. No payment shall be made for such relocation and the cost shall be incidental to the item.

**Method of Measurement:**

Temporary Curb Ramps shall be erected by the Contractor as required with payment to be made on an each (EA) used basis for the duration of the contract for temporary curb ramps actually furnished and used as required and approved by the Engineer.

**Basis of Payment:**

The number of temporary curb ramps measured as described above, shall be paid for at the contract unit price bid per each as required by the Contract. Price and payment shall be full compensation for furnishing, placing, maintaining, repositioning, preparation and cleaning the curb ramp area, removal and disposal of the temporary curb ramps and related accessories, furnishing all labor, materials, equipment, tools and all incidentals necessary to complete the work. Temporary Curb Ramps stolen or damaged shall be replaced at the Contractor's expense.

12/18/08

**710506 - ADJUST AND REPAIR EXISTING SANITARY MANHOLE**

**Description:**

This work consists of adjusting and repairing existing sanitary manholes in accordance with notes and details on the Plans and as directed by the Engineer.

**Materials and Construction Methods:**

Materials and construction methods shall conform to the applicable requirements of Section 710 of the Standard Specifications, and the Standard Specifications of the owner of the sewer system. If there is a conflict between the Department's Specifications and the Specifications of the owner, the latter will prevail.

**Method of Measurement and Basis of Payment:**

The method of measurement and basis of payment for the item shall be made in accordance with Subsections 710.09 and 710.10 of the Standard Specifications.

8/28/01



**727545 - TEMPORARY FENCE AND BOARDWALK**

**Description:**

The item shall consist of furnishing, erecting and installing Temporary Fence and Boardwalk at the required location(s) and in accordance with the notes and details on the Plans and as directed by the Engineer.

After the completion of the project, the Temporary Fence and Boardwalk shall become the property of the Contractor and shall be removed from the project site.

**Materials and Construction Methods:**

The Temporary Fence and Boardwalk shall be used as required during maintenance of traffic and pedestrians during construction as directed by the Engineer. Temporary Fence and Boardwalk must be provided wherever an accessible pedestrian route is required for use as a temporary sidewalk during construction. The minimum width of Temporary Fence and Boardwalk is five (5) feet. The smallest possible slope should be used for all boardwalk. Maximum permissible boardwalk slope is 1:20. Transitions from boardwalk to sidewalks or streets should be flush without abrupt changes. Temporary Boardwalk surfaces must be stable and slip resistant. Changes in surface level up to ¼ inch may be vertical without edge treatment. Changes in surface level greater than ¼ inch must use a ramp.

The Contractor shall submit the locations of temporary fence and boardwalk to be used during each stage of construction to the Engineer as part of the maintenance of pedestrian access plan for approval. The Engineer shall approve the Temporary Fence and Boardwalk materials including the posts and methods of fabrication prior to installation.

Due to space limitations, the Contractor may be required to move the temporary fence and boardwalk and/or reposition the temporary fence and boardwalk from time to time so that adjacent construction activities and pedestrian access can coexist within the project site simultaneously as required. No payment shall be made for such relocation and the cost shall be incidental to the item.

**Method of Measurement:**

The measurement of the item shall be made along the centerline of the Temporary Fence and Boardwalk as the number of linear feet actually furnished and used as required and approved by the Engineer.

**Basis of Payment:**

The number of Temporary Fence and Boardwalk measured as described above, shall be paid for at the contract unit price bid per linear foot. Price and payment shall be full compensation for furnishing, placing, maintaining, repositioning, preparation and cleaning of boardwalk area, removal and disposal of the temporary fence and boardwalk and related accessories, furnishing all labor, materials, equipment, tools and all incidentals necessary to complete the work. Temporary Fence and Boardwalk stolen or damaged shall be replaced at the Contractor's expense.

3/27/17

**737523 - PLANTINGS**

**737.01 Description.**

This work consists of furnishing and planting specified plants, shrubs, and trees and the replacement and cultural care of the material.

**MATERIALS.**

**737.02 Plant Material.**

- a. *Quality.* All plants shall be true to type and nomenclature and typical of their species or variety. They shall have a normal habit of growth with well-developed branch systems and vigorous root systems. They shall be sound, healthy, and vigorous plants, free from defects, disfiguration, injury, disease of any kind, insect eggs, borers, and any infestation. All plants shall be nursery grown. They shall have been growing under similar climatic conditions to those of the locality of the Project for at least two years prior to planting. All plant material shall have been grown in a soil that is similar to this area and shall not have been grown in a muck type soil or other foreign type. It shall be the responsibility of the Contractor to inspect the plants before removal from the nursery where they have been grown to make sure that the plants meet these requirements. All plants shall be freshly dug, and no heeled-in or cold storage plants will be accepted, with the exception of plant material delivered prior to planting as outlined in Subsection 737.14.
- b. *Measurements.* All plants shall conform to all sizes and measurements specified in the Plant List. Plants that conform to the requirements specified in the Plant List but do not have a normal balance between height and spread will not be accepted. Where any requirement or exact measurement is omitted, the plants furnished shall be normal for the species and variety as listed in AAN's "USA Standards for Nursery Stock". Plants for use where symmetry is required shall be matched as close as possible. All plants shall be measured for height and spread with the branches in their normal position. The trunk diameter of all trees shall be taken 6" (150 mm) above the ground level for up to and including 4" (100 mm) diameter sizes, and 12" (300 mm) above the ground level for larger sizes. The height of the branches on the tree trunks need not be as specified if the required height can be obtained by pruning the lower branches without leaving unsightly scars and damaging the trunk. No pruning of branches for this effect shall be done before delivery to the site unless approved. Plants larger in size than specified may be used. Larger plants, when selected for use over that which is specified, shall be dug with an earth ball or root spread proportionate to the increased size. With plants smaller than specified, credit shall be offered to the Department for approval. The basis of a credit shall be the average wholesale value based on the difference between the specified size and the next smaller size. The average wholesale value shall be substantiated with written submissions in accordance with Subsection 737.02 (e).
- c. *Inspection.* The Contractor shall be responsible for all certificates of inspection of plant materials that may be required by Federal, State, or other authorities to accompany shipment of plants. The Contractor shall furnish complete information as to the location of all plants which it intends to supply and use. The right is reserved to inspect, tag, and approve all plants at the source of supply. This inspection and tagging shall not in any way eliminate the right of rejection at the site. All plants must be inspected and approved before they are planted. Any plants placed without prior inspection at the site will be rejected at the discretion of the Engineer. The Plant materials shall be protected according to best horticultural practice while in transit in such a way as to prevent the drying or possible desiccation of plant tissue. All plant material arriving at the site with broken or loose balls, or dry or insufficiently developed roots, and plants which are weak or thin, damaged or defective, or which do not comply with the specifications, will not be accepted. The Engineer reserves the right to reject all stock that is found to be unsatisfactory. All plant material determined as unsatisfactory by the Engineer shall not be planted under any circumstances and shall be removed from the Project site by the close of the working day. Failure on the part of the Contractor to comply with any of the above procedures will require an immediate suspension of all work.

- d. *Nomenclature.* Plants shall conform to the nomenclature of "Standard Plant Names" as accepted by the American Joint Commission of Horticulture Nomenclature, 1942 Edition. Names of varieties not included shall conform to names accepted in nursery trade. Size and grading shall conform to those listed in AAN's "USA Standards for Nursery Stock". No substitution will be permitted except by written permission of the Engineer.
- e. *Availability.* The Engineer, after receiving written request from the Contractor for substitution, will verify and establish the non-availability of the specified plant and size to this satisfaction. Upon determining that a substitution is justified, the Contractor will be directed to provide certification in the form of five letters from five independent growers who list the specified plant form in their most current catalog, stating that the item in question is not available as specified.
- f. *Experience.* Under Special Condition No. 22 of the U.S. Army Corps of Engineers 404 Permit, it is stipulated that: *The mitigation and post-planting monitoring plans shall be developed and implemented by a firm with demonstrated expertise in wetland creation activities.*

Therefore, the firm that does the actual planting and seeding of the mitigation site shall possess a record of successful wetland woody and wetland herbaceous and seeding programs that have received final approval by the U.S. Army Corps of Engineers, or have on-site staff personnel who have managed successful wetland woody and herbaceous planting and seeding programs that have received final approval by the U.S. Army Corps of Engineers. At the request of the Department, information indicating compliance with this "Special Condition" shall be forwarded within 14 days.

**737.03 Trees.** Trees shall have straight trunks according to their habit of growth and shall be well branched and rooted. Shade trees of standard variety shall have a single leader and shall be branched at 6 to 8' (1.8 to 2.4 m) height unless otherwise directed.

**737.04 Shrubs.** Shrubs shall be well branched, with full and compact growth and have ample well branched root systems capable of sustaining vigorous plant growth.

- a. *Woody Shrub Cuttings* Cuttings shall be fresh 24" (600 mm) long stems of woody plants. Each cutting shall have a living terminal bud (end bud). Prior to installation, the cutting shall be kept cool and moist to prevent desiccation of the material. Degraded, rotting, or dried out material will not be accepted.

**737.05 Ground Cover and Herbaceous Perennials.**

Ground cover shall be one year old, container grown plants, unless otherwise approved or specified in the Contract documents and shall have been growing for at least six months in the size specified as verified by the Department's inspection representative.

Herbaceous plant material shall be at least six months old and shall have been growing for at least three months in the size specified unless otherwise detailed in the plans, and as verified by the Department's inspection representative.

**737.06 Soil Mix.**

- a. *Topsoil.* Planting topsoil shall consist of natural surface soil from well drained areas from which no topsoil has previously been stripped. The topsoil shall be free of subsoil, heavy clay, hard clods, weeds, roots, sticks, toxic substances, or any other extraneous material. The topsoil shall have a pH range of from 5.5 to 6.8 and contain not less than 2% nor more than 10% organic matter. The topsoil shall exhibit the following grading analysis:

*Sieve Size Minimum Percent Passing*  
2" (50 mm) 100  
No. 4 (4.75 mm) 90  
No. 10 (2.00 mm) 80

The Contractor shall take the necessary action to ensure that the topsoil meets the sieve analysis, acidity, and organic matter requirements. A certificate of analysis of soil samples shall be provided to the Engineer and approved prior to delivery of topsoil to the Project site.

- b. *Peat Moss and Peat Humus.*
  - i. *Peat Moss. Peat moss shall be from sphagnum peat bogs. All peat moss shall be shredded, not dusty, and free of twigs, stones, hard lumps, roots, or any other undesirable materials. All peat moss must be moistened before using, but not watered to a saturated or puddled, unworkable condition. Peat moss shall show an acid reaction of 3.5 to 5.5 pH. The Contractor shall provide written certification from the manufacturer that the peat moss was obtained from sphagnum peat bogs.*
  - ii. *Peat Humus. Peat humus shall be a natural peat or peat humus from fresh water saturated areas, consisting of sedge, sphagnum, or reed peat and be of such physical condition that it passes through a 2" (12.5 mm) sieve. The humus shall be free from sticks, stones, roots, and other objectionable materials. Samples taken at the source of supply shall have the following analysis:*

<i>Acidity Range</i>	<i>4.0 to 7.5 pH</i>
<i>Minimum Water Absorbing Ability</i>	<i>200% by weight on oven-dry basis</i>
<i>Minimum Organic Content</i>	<i>60% when dried at 221 EF (105 EC)</i>

- c. *Composted leaf mulch free of wood, metallic substances, glass or other contaminates may be used in lieu of peat moss or peat humus.*

**737.07 Fertilizer.** Fertilizer shall be a 20-10-5 analysis or approved equal in accordance with the following minimum guaranteed analysis:

Total Nitrogen (N)	20.00%
Derived from urea-formaldehyde	
7.0% water soluble nitrogen	
13.0% water insoluble nitrogen	
Available Phosphoric Acid (P2O5)	10.00%
Derived from calcium phosphate	
Soluble Potash (K2O)	5.00%
Derived from potassium sulfate	
Combined Calcium (Ca)	2.60%
Derived from calcium phosphate	
Combined Sulfur (S)	1.60%
Derived from ferrous and potassium sulfates	
Iron (expressed as elemental Fe)	0.35%
Derived from ferrous sulfate	

The fertilizer shall be formulated in tablet form weighing a minimum of 20g per tablet.

The fertilizer shall conform to all State and Federal regulations. The Engineer will require the Contractor to furnish an affidavit from the vendor or a testing laboratory as to the available nutrients contained therein.

Fertilizer shall be furnished in new, clean, sealed, and properly labeled packages or containers. Fertilizer failing to meet the specified analysis may be used as determined by the Engineer, providing sufficient materials are applied to comply with the specified nutrients per unit of measure.

**737.09 Mulch.** Mulch shall be shredded hardwood bark or wood chips, or an approved equal as accepted by the Engineer. All mulching materials will be visually inspected by the Engineer prior to delivery at the planting site and shall conform to the following requirements:

- a. Shredded hardwood bark shall be from a deciduous hardwood source and be mechanically ground to a maximum size of 6" (150 mm). In addition, the bark shall be relatively free of bark fines dust and shall exclude all foreign and toxic substances.
- b. Wood chips must be stockpiled for at least one year prior to placement as verified by the Department's inspection representative and shall not contain leaves, twigs, wood shavings and sawdust, or any foreign or toxic substances. In addition, loose, non-pelletized fertilizer with analysis in accordance with Subsection 737.07 shall be applied at the rate of 0.5 lb/yd<sup>2</sup> (0.25 kg/ m<sup>2</sup> ) prior to wood chip placement.

Only one of the above mulches will be selected and approved for use throughout the entire Project, and written certification for the above listed requirements of the mulch shall be submitted by the Contractor.

**737.10 Stakes, Guys, and Related Materials.** Staking and guying shall be as per the Standard Construction Details or alternate method approved by the Engineer.

- a. *Tree Stakes.* Hardwood stakes shall be at least 2" by 2" (50 by 50 mm) rough sawed to the length required. Stakes shall be free from knots, rot or other defects that impair strength.
- b. *Guying straps.* Guying straps shall be one and one-half to two inches (1.5-2.0") wide, of polymer or nylon construction, with grommets at both ends to accept wire or heavy twine.
- c. *Anchoring systems.* Anchors for guy wire shall be malleable iron or aluminum alloy with 3000 lb (13 kN) holding capacity designed to be inserted with a driving rod to a depth specified by the manufacturer. The anchor assembly shall be designed to turn, once located at the proper depth, at a right angle to the line of force applied. All manufacturers' recommendations shall be followed for installing ground anchoring systems.

**737.11 Water.** Conform to the requirements of Section 803.

### CONSTRUCTION METHODS.

**737.12 Planting Periods.** Plant during the following planting period with the exceptions as noted:

*Balled or Burlapped and Potted or Container Grown Plant Material:*  
March 1 to May 15; September 1 to November 30:

- (1) All planting of broadleaf evergreens during the fall season shall be completed by November 1.
- (2) All material planted from May 16 to August 31 must be treated with an approved antitranspirant in a manner recommended by the manufacturer, and written approval for moving plants within this period must first be obtained from the Engineer.
- (3) Woody Shrub Cuttings Install as dormant materials between October 30 and December 1 or between March 1 and April 1.

The above mentioned periods may be extended or reduced according to weather and soil conditions at the time and upon written request from the Contractor to the Engineer for approval. Planting outside the planting window does not relieve the contractor of his guarantee. The Engineer reserves the right to stop planting operations at any time. The Contractor shall not plant when weather conditions are unfavorable for proper work or when the soil is in a frozen condition.

**737.13 Soil Mixture.** Soil mixtures for the various plantings shall consist of the following:

- a. *All Plants Except Ericaceous Material.* For each cubic yard (cubic meter) of baled peat moss, or approved equal, add from 43 to 54 yd<sup>3</sup>; (43 to 54 m<sup>3</sup>) of planting topsoil.
- b. *Ericaceous Plants.* For each cubic yard (cubic meter) of baled peat moss, or approved equal, add from 36 to 45 yd<sup>3</sup>; (36 to 45 m<sup>3</sup>) of planting topsoil. If peat humus is furnished in lieu of peat moss in the above mix, the mixture shall be based in the proportion of 1.8 yd<sup>3</sup>; (1.8 m<sup>3</sup>) of peat humus for each cubic yard (cubic meter) bale of peat moss specified for the above soil mix. Other approved equal materials shall be mixed according to manufacturer's printed recommendations which shall be submitted to the Engineer for written approval.

The above soil mixtures shall be mixed as specified in an area approved by the Engineer. No mix shall be prepared prior to notification of the Engineer at least 48 hours in advance of the mixing operation. Where ground covers or herbaceous perennials are specified, the soil mix may be mixed in place providing the existing topsoil conforms to the requirements of subsection.

737.06.

The fertilizer as specified in accordance with Subsection 737.07 shall be placed according to the following requirements:

- a. *Balled and Burlapped, or Container Stock.* Position the plant in the hole, and backfill no higher than halfway up the root ball. Place the recommended number of tablets evenly around the perimeter of and immediately adjacent to the root ball. Complete the backfilling, tamping, and watering.
- b. *Small Ground Cover Plants and Herbaceous Perennials.* Position the plant in the hole, and backfill no higher than halfway up the root ball. Place the recommended number of tablets evenly around the perimeter of and immediately adjacent to the root ball. Complete the backfilling, tamping, and watering.
- c. *Trees.* Use one 20 g tablet for each 1/2" (13 mm) of tree trunk diameter based on size specified for planting.
- d. *Shrubs.* Use one 20 g tablet for each 12" (300 mm) of height or spread based on size specified for planting.
- e. *Ground Cover and Herbaceous Perennials.* Use one 20 g tablet for each plant.

No backfill shall be placed in any pit until the excavation has been inspected. Excess excavated material shall be removed from the Project site.

**737.14 Digging and Handling.** All precautions customary in good trade practice shall be taken in preparing plants for transplanting. Plants transplanted with workmanship that fails to meet the highest standards will be rejected. All balled and burlapped plants shall have firm, natural balls of earth of ample proportions and diameter not less than as specified in AAN's "USA Standards for Nursery Stock". Plants with cracked, broken, or crushed balls, which occur either before or during planting operations, will be rejected or shall be removed from the site immediately. All plants shall be handled so that roots are adequately protected and moist at all times. Material that cannot be planted immediately after delivery shall be adequately protected by covering with canvas, wet straw, burlap, moss, or other suitable material and kept covered until ready to be planted. Trees should not be planted with frozen earth balls. Containerized plant material shall be growing in the specified size container for at least six months and shall not display signs of being root bound or unnatural ratio of planting medium vs. root mass.

**737.15 Location of Plants.** Plants shall be located as indicated on the Plans, but may be shifted to avoid utilities subject to the approval of the Engineer. No excavation shall commence until locations are approved.

**737.16 Planting.** All trees and shrubs shall be planted in pits as detailed on the Standard Construction Details. Pits shall not be excavated with vertical sides. Pits shall be of such a depth that, when planted and settled, the crown of the plant shall bear the same relation to finished grade as it did to soil surface in its place of growth. With the approval of the Engineer, the Contractor may elect to plant wetland grown containerized shrubs on small mounds raised no more than 2" (50 mm) above the final grading elevation shown on the Plans. Open plant pits shall not be allowed overnight in residential areas or in any location where it is determined by the Engineer to pose a potential hazard to pedestrians or traffic.

All backfill topsoil shall be covered with a waterproof material after mixing. Pits shall be backfilled with specified soil mix and compacted firmly under ball of roots to establish a firm foundation. Plants shall be set in the center of pits in a vertical position so that the crown of the plant is level with the finished grade after allowing for watering and settling of soil. The "Soil Mixture" shall be carefully and firmly worked and tamped under and around the base of the ball to fill all voids. When partially backfilled and compacted, the burlap and any wire baskets shall be removed from the sides and tops of the balls and cut away to prevent air pockets, but no burlap shall be pulled from under the balls. All burlap, wire baskets and other containers shall be removed from the jobsite at the end of the workday. The balance of the planting hole shall be filled with the planting mixture and a ring of earth shall be formed around the plant to produce a dish for watering. All plants shall be thoroughly watered immediately after planting as directed by the Engineer. This initial watering shall mean complete saturation of all backfill in the pits and beds during the same day of planting. Care shall be taken during all planting operations to ensure that no excavated material is dumped on any grassed area unless a suitable type of matting or protective underlay is used. The Contractor shall be responsible for all damage to any grassed, planted, or other landscaped area caused by its operations and shall repair any damage so caused in a manner satisfactory to the Engineer.

Ground cover and herbaceous perennial areas shall be prepared by rototilling to a minimum depth of 10" (250 mm). The mixing of peat moss, peat humus, or approved equal may be performed separately in order to obtain the proportion of ground cover or herbaceous perennial soil mixture as specified. Beyond the minimum excavation as stated above for soil mixing, the root system of the plant shall determine the actual depth for individual plant excavation. Plants shall be backfilled with the soil mixture and compact firmly around roots. All areas shall have a smooth and uniform grade and a minimum of 2" (50 mm) of approved mulch.

- a. *Pruning.* All plants shall be pruned immediately after planting or transplanting to remove all injured or dead wood. All trees inspected and tagged at the nursery shall conform to AAN Standards, and any subsequent pruning by the Contractor shall in no way alter the natural habit or shape of the plant. All pruning shall be done with sharp tools by workers skilled in this operation. All cuts shall be made flush, leaving no stubs. On all cuts over 3/4" (19 mm) in diameter and bruises or scars on the bark, the injured cambium shall be traced back to living tissue and removed; wounds shall be smoothed and shaped so as to preserve the branch bark ridge.
- b. *Watering.* Plants shall be watered on the same day as planting unless otherwise approved by the Engineer. Quantity of water per plant shall be as detailed in Section 737.17.
- c. *Mulching.* Trees and shrubs shall be mulched with at least a 4" (100 mm) cover of mulch. Mulch shall be placed the same day of planting, unless otherwise approved by the Engineer.
- d. *Wire baskets, nylon binding and treated burlap* shall be cut away and removed from the top half of the root ball.
- e. *Staking and Guying.* Unless approved by the Engineer, all staking and guying specified shall be completed the same day as planting and mulching.
- f. *Cleaning Up.* Throughout the course of planting, excess and waste materials shall be immediately removed from the site, seeded areas kept clean, and all precautions taken to avoid damage to existing structures, trees, shrubs, plants, and grass. When planting in an area that has been otherwise completed, the area shall, upon completion of the planting, be immediately and thoroughly cleared of all debris, rubbish, subsoil, and all waste materials removed from the site. All ground surfaces shall be raked smooth. All sodded areas disturbed as a result of construction shall be repaired by the Contractor.

**737.17 Plant Establishment.** The plant establishment period for all planting shall begin immediately after all planting and replacements (as specified under Section 737.16, Planting) are complete and acceptable to the Engineer. The plant establishment period will consist of one full growing season during which time the Contractor shall be responsible for all work necessary to keep the plants in a live and healthy condition. A growing season is defined as the period from May 1 through September 30. If the Contractor completes all planting (as specified under Planting) by May 1, the inspection will be held on or about October 1 of that year. In the event the Contractor does not complete all planting by May 1, the inspection will be held on or about October 1 of the following year. All replacement plant material determined to be necessary at the inspection must then be approved at the replacement plant source by October 15. At this time, the Engineer will direct the Contractor to replace those plants determined to be dead or unhealthy by December 1. The Contractor will notify the Engineer in writing that all replacement planting has been accomplished. The Engineer will conduct an inspection within 15 days after such notification to determine the acceptability of the replacements. If all replacements are determined satisfactory by the Engineer, the Contractor will be relieved of all further responsibility for care and replacement.

All planting areas shall be kept free of weeds and grass during the life of the Contract. The Contractor may utilize a pre- or post-emergent herbicide to control such grass and broadleaf weeds incidental to the cost of planting and be totally responsible for the proper use and placement of any such herbicide. As requested in writing by the Engineer, the Contractor shall be responsible to weed within all plant beds and within the saucer limits of individual plants, beginning 10 calendar days after the date of notification. The Contractor shall prune and apply insecticides or fungicides as required, repair or replace stakes and guy wires, tighten guy cable or wire and repair plant saucer washouts when and as specified by the Engineer.

Any plants that settle below or rise above the desired finished grades shall be reset at the proper grades. If dead or unhealthy plants are discovered, they shall be removed within 10 calendar days and replaced with the next appropriate planting season. All replacements shall be plants of the same kind, size and quality as originally specified in the Contract and they shall be furnished, planted, mulched, geyed, watered, etc. as specified herein for new plant material.

The Contractor shall warrant all plant material against defects including death and unsatisfactory growth, except for defects resulting from incidents beyond the Contractor's control, such as vehicular impacts or vandalism. Submission of appropriate police reports or other approved evidence verifying the cause of the damage shall be required to relieve the Contractor of responsibility for replacement. The cost of the above described work shall be incidental to Section 737, Planting. Contractor shall be required to water all major and minor trees, shrubs and all herbaceous beds bi-weekly during the period from June 15 through October 1. Watering, once initiated, shall continue without interruption until all plants on the project have been watered. Payment shall be per 1,000 gals of water applied and shall be based on the following schedule: Major trees-15 gals per tree, minor trees-10 gals per tree, shrubs-5 gals per shrub, perennials-10 gals per 100

square feet of planting bed. Water used for this item shall meet the requirements of Section 803 of the Standard Specifications. Tree watering bags, if utilized, shall be filled as a part of the watering operation; payment shall be as detailed herein. Tree watering bags shall remain the property of the contractor and shall be removed prior to final inspection.

**737.18 Method of Measurement.** The quantity of planting will not be measured.

**737.19 Maintenance Bond.** Upon Substantial Completion of the Work, the Contractor shall furnish to the Department a Maintenance Bond on the form provided by the Department for item 737523 - Planting. The Maintenance Bond shall meet the following requirements:

A sum equal to 100% of the value of all Planting Items paid to the Contractor, as detailed in the Breakout Sheet; All signatures are original signatures, in ink, and not mechanical reproductions or facsimiles of any kind; The Contractor is the named principle; Section 737.17 – Plant Establishment Work items associated with this section requires completion after substantial completion of the Project. The term of the Maintenance Bond will be for a period of one full growing season, as defined in the section, beyond the completion of permanent planting Work; and, Written by a Surety or insurance company that is in good standing and currently licensed to write surety bonds in the State of Delaware by the Delaware Department of Insurance.

**737.20 Basis of Payment.**

The quantity of planting will be paid for at the Contract lump sum. Price and payment will constitute full compensation for furnishing and placing all materials, including plants, soil mixes, and mulch; for protecting plants after digging and prior to planting; for staking, excavating plant pits, pruning, and guying; for the cultural care of the plants until the completion and acceptance of all landscape work; for disposing of excess and waste materials; for replacement planting; for cleanup; for repairs to plant material, tree protection, wire, or staking; for repairs to damaged grassed, planted, or other landscaped area due to the Contractor's operations; for ensuring that topsoil meets the sieve analysis, acidity, and organic matter requirements; for applying sufficient materials to fertilizer that originally failed to meet the specified analysis; for using pre- or post-emergent herbicide to control grass and weeds; for the work outlined under Subsection 737.17; and for all labor, equipment, tools and incidentals required to complete the work. The quantity of watering will be paid for in accordance with the price bid for, "Watering," as detailed on the breakout sheet. Payment shall be by the M/Gal (1,000 gallons) of water applied at each watering operation.

The breakout sheet attached to the proposal shows all plant material and the anticipated amount of water proposed for this Contract. The Contractor shall fill in the per each unit price and the cost (unit price times the proposed quantity) for each item listed. The lump sum price bid for 737523 - Planting shall be the sum of the total cost for all species and sizes listed.

The Department reserves the right to delete from the Contract the furnishing and installing of one or more of the species and/or sizes listed and the right to add or subtract from the quantity of each species and size listed. The lump sum to be paid will be adjusted in accordance with the Contractor's unit prices as required above. There will be no extra compensation to the Contractor if such additions and/or deletion are made. Watering item shall be paid separately for watering completed at the bid price indicated on the Breakout Sheet.

Payment for the planting as described above may be processed if, in the opinion of the Engineer all work required, except that specified under Subsection 737.17 is satisfactorily completed. No partial payment will be made for any living plant until and unless planted in accordance with these specifications. No additional payment will be made for using plants larger than specified.

On contracts where assessment of time is in working days, the Contractor will be charged working days while engaged in actual planting and directly related work such as plant pit excavation, staking, wrapping, and mulching. The Contractor will not be charged time for indirectly related work such as watering, weed control, pruning, and other responsibilities as described under Subsection 737.17.

The cost to remove and replace plants that settle below or rise above the desired finished grades, or that die or are unhealthy as described in Subsection 737.17 shall be the responsibility of the Contractor.

4/30/2015



- 744500 - CONDUIT JUNCTION WELL, TYPE 6, PRECAST POLYMER CONCRETE
- 744506 - CONDUIT JUNCTION WELL, TYPE 7, PRECAST POLYMER CONCRETE
- 744507 - CONDUIT JUNCTION WELL, TYPE 8, PRECAST POLYMER CONCRETE
- 744508 - CONDUIT JUNCTION WELL, TYPE 9, PRECAST POLYMER CONCRETE
- 744509 - CONDUIT JUNCTION WELL, TYPE 10, PRECAST POLYMER CONCRETE
- 744520 - CONDUIT JUNCTION WELL, TYPE 1, PRECAST CONCRETE
- 744523 - CONDUIT JUNCTION WELL, TYPE 4, PRECAST CONCRETE
- 744524 - CONDUIT JUNCTION WELL, TYPE 5, PRECAST CONCRETE
- 744530 - CONDUIT JUNCTION WELL, TYPE 11, PRECAST CONCRETE/POLYMER LID-FRAME
- 744531 - CONDUIT JUNCTION WELL, TYPE 14, PRECAST CONCRETE/POLYMER LID-FRAME
- 744532 - CONDUIT JUNCTION WELL, TYPE 15, PRECAST CONCRETE/POLYMER LID-FRAME

**Description:**

This work consists of supplying, constructing and installing conduit junction wells as shown on the applicable Plan Sheets or Standard Construction details

**Materials:**

Concrete shall conform to Section 812, Class B of the Standard Specifications.

Castings shall conform to Section 708.05 of the Standard Specifications.

Frames and lids shall be in accordance with Sections 708 and 744 of the Standard Specifications.

All required hardware and wire for Bonding and Grounding as shown on the Standard Construction or applicable Plan details.

Types 6, 7, 8 and 10 are precast polymer concrete stackable boxes with no base.

Precast polymer concrete is reinforced by heavy-weave fiberglass with a compressive strength of 9,000-15,000 psi, impact energy of 30-72 ft. lbs. and a tensile strength of 800-1,100 psi. Precast polymer concrete should be tested according to the requirements of ASTM Method D-543, Section 7, Procedure 1 for chemical resistance.

All precast polymer concrete covers shall be the heavy-duty type with a design load of 15,000 lbs. over a 10" square. The coefficient of friction should be greater than 0.5. The precast polymer concrete cover logo shall bear the inscription "DelDOT" (Types 6, 8, and 10) or "DelDOT TRAFFIC FIBER OPTICS" (Type 7).

Types 11, 14, and 15 are precast polymer frame and lids installed on a precast concrete base. Precast polymer concrete frame and lids shall be the heavy-duty nonconductive type with a design load of 15,000 lbs. over a 10" square. The coefficient of friction should be greater than 0.5. The precast polymer concrete lid logo shall bear the inscription "DelDOT ELECTRIC"(Types 11, 14, and 15)

**Construction Methods:**

The conduit junction well shall conform to the dimensions shown on the Standard Construction or applicable Plan Details, or on the manufacturer's specifications and shall be built so as to ensure that the cast iron frame and lid or polymer concrete box and cover are set level with the surrounding surface when constructed within pavement, sidewalks, pedestrian curb ramps, etc., and set above grade and graded to drain away from the junction well when constructed in unpaved areas. More than one conduit may extend into the well and shall conform to the dimensions shown on the applicable plan sheets or Standard Construction Details. A stone base shall be built for all types of junction wells. Grounding and bonding of the units shall be performed as shown on the plans or Standard Construction details.

**Method of Measurement:**

The quantity of junction wells shall be the actual number of conduit junction wells by type, that are supplied, constructed, complete in place, and accepted, including cast iron frames and lids with grounding lugs, precast polymer concrete frame and covers, or precast polymer concrete covers, stone base, bonding, grounding, and splicing if required. Frames and lids or precast polymer concrete covers must be installed prior to acceptance of this item.

Payment for all conduits extending into the junction well shall be included in the items for conduit installation.

The length of ALL conduits within a junction well shall conform to the Standard Construction or applicable Plan Details or as directed by Engineer. Payment for cutting existing conduit as directed by Engineer, where a junction well is replaced with a larger type of junction well is included in the bid price. The removal and replacement of cables within the conduits to be shortened shall be handled under other items of this contract.

**Basis of Payment:**

Payment for conduit junction wells as measured above shall be made at the Contract unit price per each junction well of the type indicated, completely installed and constructed, including excavation, backfilling, and stone base. Price and payment will constitute full compensation for all labor, equipment, tools, and incidentals required to complete the work.

2/29/12

**744544 – ADJUST OR REPAIR EXISTING CONDUIT JUNCTION WELL**

**Description:**

This work consists of adjusting or repairing existing conduit junction wells, including furnishing all materials, in accordance with this specification, notes and details on the applicable Plans, the Standard Construction Details, and as directed by the Engineer. If Bonding and Grounding of the unit is required, that work will be paid for under “Bonding and Grounding Existing Junction Well”.

**Materials:**

Portland cement concrete shall conform to the requirements of Section 812, Class B.  
Mortar shall conform to the requirements of Section 611.  
Brick shall conform to the requirements of Section 611.  
Concrete block shall conform to the requirements of Section 819.

**Construction Methods:**

Repair of conduit junction wells includes repairing/patching the masonry walls and resetting existing frames and lids or precast polymer concrete covers. Adjusting involves raising the elevation of the frame and lid to match the grade of the surrounding area.

**Method of Measurement:**

The quantity of conduit junction wells adjusted or repaired will be measured as the actual number of conduit junction wells adjusted or repaired and accepted. If a new frame and lid or precast polymer concrete cover is needed, it will be supplied under a separate item.

**Basis of Payment:**

The quantity of conduit junction wells will be paid for at the Contract unit price per each junction well. Price and payment will constitute full compensation for excavating, backfilling, compacting and disposing of excess materials, for furnishing and placing all materials and for all labor equipment, tools and incidentals required to complete the work.

2/29/12

- 745601 – FURNISH & INSTALL UP TO 3” FLEXIBLE METALLIC-LIQUIDTIGHT CONDUIT**
- 745602 - FURNISH & INSTALL UP TO 4” SCHEDULE 80 HDPE CONDUIT (BORE)**
- 745603 - FURNISH & INSTALL UP TO 4” SCHEDULE 80 PVC CONDUIT (OPEN CUT)**
- 745604 - FURNISH & INSTALL UP TO 4” SCHEDULE 80 PVC CONDUIT (TRENCH)**
- 745605 - FURNISH & INSTALL UP TO 4” SCHEDULE 80 PVC CONDUIT (ON STRUCTURE)**
- 745606 - FURNISH & INSTALL UP TO 4” GALVANIZED STEEL CONDUIT (TRENCH)**
- 745607 - FURNISH & INSTALL UP TO 4” GALVANIZED STEEL CONDUIT (BORE)**
- 745608 - FURNISH & INSTALL UP TO 4” GALVANIZED STEEL CONDUIT (OPEN CUT)**
- 745609 - FURNISH & INSTALL UP TO 4” GALVANIZED STEEL CONDUIT (ON STRUCTURE)**
- 745610 - FURNISH & INSTALL UP TO 4” NONMETALLIC POLE RISER SHIELD**

**Description:**

Furnish and install HDPE, PVC, or Galvanized steel conduits of any size less than or equal to 4 inches in diameter (3 inches or less for Flexible Metallic Liquidtight Conduit) as described below.

**Materials:**

All conduits shall be UL listed.

**HDPE Conduit** - 4" or less diameter, high density polyethylene (HDPE) schedule 80, smooth wall conduit with permanently pre-lubricated lining, meeting ASTM D2447, ASTM D3035 and NEMA TC7 specifications.

**PVC Conduit** - 4" or less diameter, schedule 80 rigid polyvinyl chloride (PVC) conduit, meeting Commercial Standard CS-272-65 (PVC), ASTM D-1785 and U.C. Standard 651 specifications.

**Galvanized Steel Conduit** - 4" or less diameter, rigid galvanized steel conduit meeting National Electric Code 2002, Article 344.

**Nonmetallic Pole Riser Shield** – 4” diameter or less nonmetallic pole riser shield with belled ends meeting NEMA TC-19 specifications.

**Flexible Metallic-Liquidtight Conduit** – meets National Electric Code 2002, Article 350

**Weatherhead for galvanized or PVC conduit** – material shall match the adjoining conduit

**Insulated grounding bushing with knockouts** - meet or exceed UL 514 B

**Condulets for conduit sizes** - material shall match the adjoining conduit

**Anchors** - A 307, Galvanized per A 153

**One hole conduit hangers** - Steel City Series 6H or 6H-B, CADDY CD3B Rigid Conduit Hanger, or approved equal

**End caps** - material shall match the adjoining conduit

**LONG sweep sections for conduit sizes** - material shall match the adjoining conduit, and shall be manufactured 90 degree sweeping bends.

**Construction Methods:**

**General Installation Requirements** - The Department has the right to reject any installation method proposed for a given work site. PVC shall not be installed under existing pavement unless it is on a continuous roll or with the Engineer’s written approval.

Conduit installed underground shall be installed in a straight line between terminal points. In straight runs, junction well spacing shall be no more than 600 feet for fiber optic conduit or no more than 300 feet for copper in conduit, or as directed by the Engineer. If bends are required during installation, they must be manufactured sweeping bends. The Engineer will be consulted before any bends are installed to ensure that the proper arc is provided.

Conduit shall have a minimum cover as measured from the finished grade of 24 inches and a maximum cover of 48 inches.

The opening shall be filled half way with the cover material, and tamped down firmly before filling in the remainder of the opening. Additional lifts shall be used as required to install the metallic warning tape at the specified depth. All cover material shall be free of rocks, debris, vegetation or other deleterious material that may damage the conduit. An underground utility warning tape shall be installed as specified in this section and the remainder of the fill shall be added, tamping down the top layer.

Conduit not terminated to a base or in a junction well shall be terminated 2 feet beyond the edge of the pavement unless otherwise directed by the Engineer, and properly capped. Tape is NOT an approved method. Conduit shall not extend more than 3 inches inside a junction well. See Standard Construction Details or applicable Plan Details for typical methods of termination.

All underground conduits shall be marked in the ground with a metallic warning tape. The marking tape shall be buried directly above the conduit run that it identifies, at a depth of approximately 12 inches below final grade. The tape identifying ALL conduits shall be at least 6 inches wide, and have a minimum thickness of 3 mils and 500 percent elongation.

The color of the metallic warning tape identifying fiber optic cable should be bright orange (preferably AULCC orange), and shall read "WARNING - OPTICAL CABLE" or other wording approved by the Engineer that conveys the same message. The color of the tape identifying all other cables shall be bright red, and shall read "WARNING —BURIED ELECTRIC BELOW" or other wording approved by the Engineer that conveys the same message.

Using conduit tools, rigid metallic conduit shall be cut, reamed, and threaded. The thread length shall be as necessary to ensure that the sections of conduits when screwed into a coupling and tightened correctly will butt together and the joint will be watertight. A three-piece threaded union, as approved by the Engineer, shall be used to join two threaded lengths of conduit in the case where a standard coupling will not work. A threaded union shall not be used in a conduit run that is to be driven. At no time is a threadless coupling or a split-bolt coupling to be used for direct buried conduit.

All lengths of HDPE conduit shall be connected with irreversible fusion couplings. Mechanical and removable couplings will not be accepted.

All lengths of PVC conduit shall be connected by one conduit end fitting inside the flared end of the other conduit section. If this is not possible, then a coupling may be used. Regardless of how connection is made, all joints shall be sealed with the appropriate epoxy to ensure that the two conduit pieces bond to one another to form a solid waterproof link. Using conduit tools, the conduit shall be cut and prepared. If approved by the Engineer, a coupler module may be used where conduit segments do not align properly to allow the flared end of one conduit segment to mate with the normal end of the other segment.

Sealed end caps (with knockouts if empty) shall be placed on the ends of all conduits, after compressed air has been used to clear all foreign matter.

If not already pre-installed by the manufacturer, a polyester or polypropylene pulling rope or tape (fish wire) with a minimum rated strength of 1250 pounds shall be installed in each conduit for future use. In instances where the Contractor installs the cable, the fish wire may be eliminated.

All PVC and HDPE conduits shall have a continuous metallic trace wire installed for the entire length of the conduit run for all fiber installations.

**Installation Of Conduit Under Existing Pavement, Directional Bore -**

Directional bore shall be used for installation of conduits under existing pavement with a conduit diameter not less than 1-1/2". The size of a bore shall not exceed the outside diameter of the conduit by more than 1 inch. If it does, cement grout shall be pumped into the void. **Only HDPE and/or Galvanized Steel conduit may be installed by Directional Bore methods.**

**Installation Of Conduit Under Existing Pavement, Open Cut -**

Installation by sawcutting the full pavement depth and removing the existing pavement with an excavator or by hand methods, shall be used only for conduits not less than 1-1/2" diameter. The Engineer must first approve all open cutting of roadways. The width and length of open cut and patch restoration materials shall be as shown on the plan details. The Contractor shall be responsible for the removal of all cut pavement and surplus excavation, and for the replacement and correction of any damaged pavement outside the sawcut limits after the conduit(s) are installed. Asphalt pavement, concrete, base course, sawcutting, and/or borrow from an outside source as required to restore the roadway will be paid for separately under their respective bid items.

**Installation Of Conduit Under New Pavement, Unpaved Trench -**

Trenching or other approved method shall be used for installation of conduit in unpaved trench or under new pavement. Backfill in conduit trenches shall be compacted thoroughly as it is being placed. At the discretion of the Engineer, sod, that must be removed for the placement of conduit, shall be removed either by the use of an approved sod cutter and then replaced, or 6 inches of topsoil shall be placed and the surface seeded in accordance with Section 908 - Seeding. In areas where new pavement is to be placed or in areas where total reconstruction is taking place, sodding or seeding may not be required by the Engineer. Sodding and/or topsoil from an outside source if required will be paid for separately under their respective bid items. Seeding is considered incidental to the conduit item.

**Installation Of Conduit On Structure -**

Conduit installed on structure shall consist of drilling anchors into concrete, brick, stone, steel or wood and mounting the conduit with the proper clamps or hangers. The conduit shall be attached to the structure by use of one-hole conduit hangers and approved anchors not more than 36 inches apart. Any 90-degree turns in the conduit run shall be accomplished by placing the proper size and type manufactured sweeping bends for the application needed.

**Installation of Nonmetallic Riser Shield or Flexible Metallic Liquidtight Conduit -**

Riser Shield and/or Flexible Metallic Liquidtight Conduit installed on wood poles, metal poles, structures, and/or mast arms shall be installed in a straight line. The conduit, when attached to poles, shall be attached with 2-hole straps spaced not more than 36 inches apart with the top-most strap being 12 inches from the weatherhead and the lower-most being 12 inches from the conduit. A weatherhead matching the diameter of the conduit shall be installed on the upper end of the conduit. A conduit of the same size as the conduit being installed, but not smaller than 2 inches shall be placed 48 inches above finished grade. Install two, 2-hole straps of the proper size, evenly spaced below the conduit. Nonmetallic pole risers (U-guard) shall be installed on poles to allow interduct to be connected directly to messenger cable. The underground conduit shall be as close to the base of the pole as possible. If the nonmetallic pole riser or metallic liquidtight conduit is not the same size as the conduit, an adapter shall be used at no additional cost to the Department. The nonmetallic pole riser or metallic liquidtight conduit shall be attached to the pole with 1/4" x 1-1/2" galvanized lag bolts with washers. Lag bolts will be used every 36 inches on BOTH sides of the nonmetallic pole riser or liquidtight conduit, and in the top most and bottom most set of slots. Flexible metallic liquidtight conduit shown on the plans to be installed on mast arms or on metal structure shall also include stainless steel banding placed at a maximum of 5 feet intervals.

**Method of Measurement:**

The quantity of conduit or riser shield installed as specified, shall be measured as the number of linear feet of each conduit or riser shield installed as specified, complete in place, and accepted.

The length of each conduit installed under existing pavement by a directional bore or by open cutting the pavement shall be measured along the path of the bore or open cut, from the point that cannot be trenched to the point that trenching can resume. The length of any conduit that is reduced or divided (with a junction well or conduit body) shall be measured as part of the larger conduit.

**Basis of Payment:**

The quantity of conduit or riser shield will be paid for at the Contract unit price per linear foot. Price and payment shall include full compensation for furnishing all conduit and/or riser shield materials, equipment, labor, and incidentals necessary to complete the item.

For conduit installed by Directional Bore, the linear foot payment also includes excavation and backfilling for Bore Equipment, placing the conduit, caps if required, and all other requirements and incidentals listed in the body of this specification.

For conduit installed by Open Cutting existing pavement, the linear foot payment also includes excavating, backfilling, placing the conduit, disposal of excess materials, and all other requirements and incidentals listed in the body of this specification.

For conduit installed in an Unpaved Trench, the linear foot payment also includes excavating, removal of sod if required, backfilling, placing the conduit, disposal of excess materials, replacing excavated on-site sod if required, seeding if required, and all other requirements and incidentals listed in the body of this specification. Sod and/or topsoil furnished from an outside source, will be paid for separately.

For conduit installed on a structure, the linear foot payment also includes furnishing and installing anchors and hangers, removal of excess materials, and all other requirements and incidentals listed in the body of this specification.

For riser shield or flexible metallic conduit installed on poles, mast arms, or structures the linear foot payment also includes furnishing and installing straps, weatherhead, conduit, lag bolts and washers, any other required mounting hardware, and all other requirements and incidentals listed in the body of this specification.

7/20/15

**746516 - SERVICE INSTALLATION**

**Description:**

This work consists of furnishing all materials, and making connections to the pole bases of the street lights and/or overhead signs and/or traffic signals, etc., from the existing utility poles in accordance with the notes and details on the Plans and/or as directed by the Engineer.

**Materials and Construction Methods:**

All electrical materials including 2/#2 AWG ground copper wire shall conform to the requirements of the National Electric Code of the National Fire Protection Association, to all local and Special laws, and/or to ordinances governing such installation. When these requirements do not govern, and where not otherwise specified, electrical materials shall conform to the Standardization Rules of the Institute of Electrical and Electronic Engineers. Shop drawings and catalog cuttings for all electrical and related materials shall be submitted by the Contractor for approval.

The Contractor will be required to consult and make all arrangements with the Owner of the Utility Company as specified on the Plans and/or as directed by the Engineer to determine the actual location(s) of the electrical service(s) prior to beginning any work. After a location has been determined the Contractor will be required to install a conduit riser with weatherhead unless otherwise shown on the Plans or as directed by the Engineer. The Contractor will also supply and install the service cable as requested by the Owner of the electrical utility as part of this item. Extra cable will be coiled at the weatherhead for the Owner to connect to the power supply.

**Method of Measurement:**

The quantity of service installations will be measured as the actual number of service installations completed and accepted under the terms of this Contract.

**Basis of Payment:**

The quantity of service installations will be paid for at the Contract unit price per each. Price and payment will constitute full compensation for all materials, installation of conduit risers, pull boxes, cable, all incidentals, equipment, tools and labor necessary to complete the installation to the satisfaction of the Engineer. The payment for the item shall also include furnishing and installation of approved service-disconnect at the utility pole or at the directed location with appropriate fuses.

08/30/01



**746733 - REMOVAL OF STEEL POLE (EQUAL TO OR GREATER THAN 17' AND LESS THAN 40')**  
**746734 - REMOVAL OF STEEL POLE (EQUAL TO OR GREATER THAN 40')**  
**746735 - REMOVAL OF PEDESTAL POLE**

**Description:**

This work consists of removing a steel or pedestal pole from a pole base. The steel poles may include a camera lowering device. The salvaging of all parts, transportation of the pole and all parts to the Department at the Dover Sign Shop, and the reassembly of the nuts, nut covers, etc., shall be included in this item.

**Construction Methods:**

The pole with related hardware assemblies shall be carefully removed from the pole base. Steel poles shall be removed with a suitable hoisting device as approved by the Engineer. The Contractor shall insure that the hoisting device is rated for the weight and reach necessary. Pedestal poles may be removed by any means necessary and as approved by the Engineer.

If the pole base is to be reused, the top of the pole base shall be cleaned of grout or other materials and the conduit shall be capped using a galvanized threaded conduit plug to prevent entry of any water or materials. Tape is NOT an approved method of capping a conduit. If the pole base is not immediately reused, it shall be adjusted or protected to prevent injury to pedestrians.

The pole with related hardware shall be transported to the Department's Dover Sign Shop.

**Method of Measurement:**

The quantity of poles removed will be measured as the number of poles removed as specified and materials returned to the Department at the Dover Sign Shop.

**Basis of Payment:**

The quantity of poles removed will be paid for at the Contract unit price per each pole. Price and payment shall include full compensation for removing and transporting the pole with hardware and pedestal, for removal and disposal of concrete base, for grading, topsoil and topsoiling, seeding and mulching, and for all labor, equipment, tools, and necessary incidentals to complete the work.

01/15/03

**746843 - POLE BASE, TYPE 1**  
**746844 - POLE BASE, TYPE 2**  
**746845 - POLE BASE, TYPE 2A**  
**746846 - POLE BASE, TYPE 2B**  
**746847 - POLE BASE, TYPE 3**  
**746848 - POLE BASE, TYPE 3A**  
**746849 - POLE BASE, TYPE 3B**  
**746850 - POLE BASE, TYPE 4A**  
**746851 - POLE BASE, TYPE 4B**  
**746852 - POLE BASE, TYPE 6**

**Description:**

This work consists of constructing and furnishing round or square pole bases Types 1, 2, 2A, 2B, 3, 3A, 3B, 4A, 4B, and 6 for poles in accordance with the Standard Construction Details and at locations as directed by the Engineer.

**Materials:**

The concrete for pole bases shall conform to Section 812, Class B.

Bar reinforcement shall meet the requirements of Section 603 Grade 60.

Ground rods shall be copper clad, approved by the Underwriter's Laboratory and be supplied with approved clamps for connecting the grounding conductor to the rod.

Conduit for sweeps shall meet the requirements for galvanized rigid steel conduit in Section 745.

Anchor bolts will be supplied by the same entity that supplies the poles.

“Drop-in” Expansion Anchors and Bolts for Type 4A Pole Bases shall be provided by the Contractor. The anchors shall be stainless steel and shall accept ½" diameter stainless steel bolts. Anchors shall be Concrete Fastener Systems Model DIS 12, Hilti HDI SS 303, or approved equal.

**Construction Methods:**

The bases shall conform to the dimensions as indicated on the Standard Construction Details. A ground rod shall be installed as shown. A minimum of 8 feet of the ground rod must be driven into undisturbed soil.

If a utility or a right-of-way conflict is found when a Type 2 or Type 3 base is specified in the Plans, an alternate base of equivalent strength may be used as directed by the Engineer. A Type 2 base has two equivalents, namely Types 2A and 2B. A Type 3 base has two equivalents, namely Types 3A and 3B.

Though the contract calls for the use of a round pole base, the Contractor may use a square base at its discretion.

The end of the conduit sweeps in the ground shall be extended outside the concrete and any forms or sheeting by 12 inches and capped or connected to the existing conduit. If the conduit is to be capped underground for future use, it must be sealed with a galvanized threaded conduit plug. Tape is NOT an approved conduit plug. The location of the conduits shall be marked on the base with arrows drawn in the wet concrete within 6 inches of the outer edge.

Excavation for the pole bases may not exceed the dimension of the foundation by more than 12 inches in any one direction. If a form is used in the excavation more than 18 inches below the ground surface, it is necessary that the area between the form and excavation be filled with Borrow Type C and tamped on all sides in continuous, horizontal layers not to exceed 68 inches in depth, loose measurement.

Where a pole base is to be placed in existing concrete pavement such as a sidewalk, the concrete shall be saw cut in a square pattern or removed to the nearest joint. In other pavement material, a round hole may be cut using an appropriate tool. Any damage to the existing pavement shall be repaired at the Contractor's expense and shall meet the approval of the Engineer. Any removal or replacement of any type of pavement under this item shall be an incidental cost to this item.

The bases shall be edged and have a broom finish.

Where water or highly unstable material is encountered during the excavation for the pole base, pole base sheeting may be required and the following steps shall apply:

1. The condition exists in the upper half of the excavation. Stop all work until the Bridge Design Section reviews the condition.
2. The condition exists below the upper half of the excavation:
  - a. For a proposed Type 4A or 4B Base, increase the depth to 4 feet.
  - b. For a proposed Type 1, 2, or 3 Pole Base, substitute a Type 3A Pole Base for all but a Type 3B Pole Base. The depth of the base shall be as determined in (d) below, or 9 feet, whichever is greater.
  - c. For a proposed Type 6 Pole Base, substitute a Type 2 Pole base and increase the depth in accordance with (d) below.
  - d. Determine the depth of the base, which would be in the unsatisfactory area. Multiply that depth by 0.7 and add the result to the original required depth of the base to obtain the final depth of the base. The reinforcing bars shall be extended using the required pattern to match the final depth in accordance with the requirements of Section 603.07 of the Standard Specifications.

**Method of Measurement:**

The quantity of pole bases will be measured as the actual number of bases constructed, complete in place and accepted. Concrete, excavation and backfilling around the base, ground rods, and the two conduit sweeps in the base are included in this item.

Should excavated material be unsuitable for trench backfill, the Contractor shall furnish material meeting the requirements of Borrow, Type C from other excavations or from borrow sites within the contract limits. Payment will be made using the item under which the material was initially excavated. Hauling, placement, and compaction are incidental to the item being backfilled.

Payment for any additional sweeps shall be paid for separately under the appropriate conduit items. The Contractor's use of square base rather than a specified round base shall not result in any additional cost to the Department.

**Basis of Payment:**

No payment will be made for backfill material meeting Borrow, Type C requirements that is placed outside of the vertical plans located 18" outside of the neat line perimeter of the vertical face of the pole base foundation. Any increase in the vertical dimension required herein shall be paid for separately under Item 746614, Pole Base Extension; another item of this contract.

The quantity of pole bases will be paid for at the Contract unit price for each pole base type. If an alternate pole base type is selected by the Engineer, payment will be the Contract unit price for the alternate selected. Price and payment will constitute full compensation for furnishing and placing all materials including concrete, ground rods, and a minimum of two conduit sweeps extending into the base; for excavating, backfilling and compacting around the base; for repairs to damaged existing pavement; for removal or replacement of pavement; and for all labor, equipment, tools, and incidentals required to complete the work.

**746924 - FURNISH & INSTALL LOOP WIRE 1-CONDUCTOR #14 AWG ENCASED IN ¼”  
FLEXIBLE TUBING IN A LOOP SAWCUT**

**Description:**

Sawcut and seal existing pavement, furnish and install loop detector wire, aluminum shielded “home-run” cable, as shown on the Plans.

**Materials:**

1. **1-conductor #14 AWG Cable in ¼” Flexible Tubing** - shall consist of cable preinstalled in a polyethylene (PE) plastic duct meeting IMSA 51-5. Cable shall be rated for 600 volts. The cable shall have a temperature tolerance range of at least - 65 to + 176 degrees Fahrenheit. The conductor is AWG #14 stranded copper. Outside diameter of the cable is 0.25 inches. Referred to as “loop wire”.
2. **2-conductor #14 AWG Aluminum Shielded Cable** – see specifications for furnish and install cable. Referred to as “home-run cable”.
3. **Flexible embedding sealer** - a cold poured, resilient type epoxy joint sealer, Bondo P 606 or Duracote D115 for concrete or asphalt pavement or E Poxy Industry 36 1 for concrete or E Poxy Industry 11 1 for asphalt pavement, or approved equal. A sealer accelerant or retarder may be added per the manufacturers specifications.
4. **Backer Rod** - 5/8" closed cell foam
5. **Tape** – Vinyl electrical tape shall have a PVC base with rubber based pressure sensitive adhesive. The tape shall be a minimum 7 mils thick and be UL listed and marked per UL Standard 510 as flame retardant and cold resistant. It shall be compatible with synthetic cable insulations, jackets and splicing compounds and rated for wire and cable splices up to 600-volts.
6. For splices in Junction Well (see plan detail):
  - a. **Dual Wall Heat Shrink Tubing** – Heat-shrink tubing shall be medium or heavy wall thickness, irradiated polyolefin tubing containing an adhesive mastic inner wall. Minimum wall thickness prior to contraction shall be 40 mils. When heated, the inner wall shall melt and fill all crevices and interstices of the object being covered while the outer wall shrinks to form a waterproof insulation. Each end of the heat-shrink tube or the open end of the end cap of heat-shrink tubing shall, after contraction, overlap the conductor insulation at least one and one-half inches. Heat-shrink tubing shall conform to the requirements in UL Standard 468D and ANSI C119.1, for extruded insulated tubing at 600 V.
  - b. Soldering iron with Rosin Core solder
  - c. Splicing Kit- In-line barrel type design, resin encapsulating compound kit with UL486 rating. Suitable for use in wet or direct buried locations. Resin encapsulating compounds shall be acceptable for use at 16 degrees C.

**Construction Methods:**

**Loop Wire Installation:**

The pavement saw cut shall be 5/8” wide and up to 3½” deep. It shall be “wet-cut” in the directions and sizes specified on the Plans, Standard Details or as directed by the Engineer. Contractor shall remove sharp edges in the saw cut and round the corners.

The saw cut shall be blown out with compressed air to remove all dust, water and particles of loose material prior to sealing.

The loop detector wire will then be installed using blunt tools so as to prevent damage to the polyethylene outer cover. One end of a loop detector wire shall be tagged to indicate start ("S"). A 5/8" backer rod will be placed into the bottom of the saw cut as needed to secure the wiring within the saw cut. All loop detector wires shall be laid in saw cuts in a clockwise rotation beginning with "S". The Engineer may require a High Voltage Ground Test with a 500 VDC megger after the loop detector installation is complete and prior to sealing saw cuts. If the resistance to ground is less than 100 megohms, this work will be rejected.

A sealer and sealer accelerant or retarder (if necessary) shall be applied in accordance with the manufacturer's directions and protected from traffic until it has set. A minimum of 1 inch of sealer shall be installed on top of the loop detector wire and finished flush with the pavement. Drilled holes in the pavement shall also be sealed.

Two loop detector wires shall be installed in a saw cut from the loop to the edge of the road. These two wires shall then extend from the end of the saw cut to a junction well (see Plan Details). Wires shall be parallel, twisted a minimum of 5 wraps per foot, and taped every 12" to 18" from the end of the saw cut to a junction well up to the splice. The loop detector wire shall be installed between the end of the saw cut and junction well through a penetration created by a 1 ½" rotary drill as directed by the Engineer.

The loop detector wire shall be continuous and without splices from the junction well, through the saw cuts and conduit.

**Home-run Wire Installation** - refer to furnish and install cable specifications and conduit installation specifications. Refer to plans for details.

**Splicing** – splices between the loop detector wire and home-run cable shall be done in accordance with the plan details.

Conductors to be soldered shall be placed side by side with the exposed copper aligned. The copper shall then be twisted clockwise with pliers until a good mechanical connection is affected. The splice shall be coated with flux, heated with a soldering iron, and rosin core soldered in a manner that minimizes insulation damage. After each soldered connection is completed, it shall be properly insulated with heat shrink tubing.

After the electrical and mechanical connection is completed and before the splicing kit is applied, a test shall be made by the Contractor to ensure that all circuits are complete. An approved splice kit shall be installed as per manufacturer's instructions. A continuity test will be performed at the cabinet by the Department technician after the splicing kit is applied. The Department will be notified of the test results. If the continuity test fails the Contractor shall remake the splice and/or loop at his own expense.

If a splice is found to be faulty within 90 calendar days of installation, it shall be the Contractor's responsibility to remake the splice at his own expense.

**Method of Measurement:**

The quantity of loop detector wire to be measured under this item shall be the number of linear feet of sawcut in which loop detector wire is installed, sealed, tested, and accepted. Sealer, sealer accelerant or retarder shall be incidental to this item.

Loop detector wire routed through the rotary drill penetration is considered incidental to the cost of the loop installation.

Conduit and associated home-run cable between the junction well and cabinet will be measured and paid for under their respective items, separate from this specification.

Splicing of the loop detector wire to a home-run cable in a junction well shall be incidental to the cost of the loop wire.

**Basis of Payment:**

The quantity of loop detector wire supplied and installed will be paid for at the Contract unit price per linear foot, determined by measuring the footage of sawcut described above. Price and payment shall constitute full compensation for “wet”-sawcutting, furnishing and placing all materials including loop detector wire, backer rod, sealer, and for all labor, equipment, tools, splicing in the junction well, and incidentals necessary to complete this item. The price bid per linear foot of sawcut with Loop Wire shall include drilling required for installation, concrete and pavement patching, sealing the conduit ends, internal bushings shown on the plans, and all incidentals necessary to complete the item.

7/18/14

**747514 - CABINET BASE TYPE F**  
**747515 - CABINET BASE TYPE M**  
**747516 - CABINET BASE TYPE P**  
**747517 - CABINET BASE TYPE R**

**Description:**

This work consists of constructing cabinet base Type F, M, P and R in accordance with the Standard Construction Details or applicable Plan Details and at locations as directed by plans or the Engineer.

**Materials:**

Class B Concrete  
3/4" x 10' sectional copperclad steel ground rods  
5/8" Zinc plated or Stainless Steel Drop-in Anchors manufactured by Hilti Systems, Concrete Fastening Systems, or approved equal  
5/8" x 1-1/2" galvanized hex bolts  
3/4" acorn type ground clamps  
PVC conduit sweeps

**Construction Methods:**

The base shall conform to the dimensions as indicated in the cabinet base detail on the Standard Construction Details or applicable Plan Sheets. A concrete collar is only required when installed in earth areas or as directed by the engineer. Conduits entering the base must enter only in the designated area. A minimum distance of 1 inch shall be maintained between conduits and a minimum distance of 2 inches between conduits and the ground rods.

A minimum of 8 foot of the ground rods must be driven into undisturbed soil through the 2 inch PVC sleeve. The PVC sleeve shall be driven into the ground so that the top of the sleeve will be flush with the concrete when the base is poured.

**Method of Measurement:**

The quantity of cabinet bases will be measured as the number of bases constructed in accordance with these specifications, complete in place, and accepted.

All conduit sweeps extending into the cabinet base as shown on the Plans or Standard Details as applicable shall be included in the price for each cabinet base..

**Basis of Payment:**

The quantity of cabinet bases will be paid for at the Contract unit price per each. Price and payment will constitute full compensation for all concrete, ground rods, labor, equipment, tools, conduit sweeps, and incidentals required to complete the work as shown on the standard details or applicable plan sheets.

10/9/2012

- 748506 - PERMANENT PAVEMENT STRIPING, EPOXY RESIN PAINT, WHITE/YELLOW, 4"
- 748507 - PERMANENT PAVEMENT STRIPING, EPOXY RESIN PAINT, WHITE/YELLOW, 6"
- 748508 - PERMANENT PAVEMENT STRIPING, EPOXY RESIN PAINT, WHITE/YELLOW, 8"
- 748509 - PERMANENT PAVEMENT STRIPING, EPOXY RESIN PAINT, WHITE/YELLOW, 12"
- 748510 - PERMANENT PAVEMENT STRIPING, SYMBOL/LEGEND, EPOXY RESIN PAINT
- 748535 - PERMANENT PAVEMENT STRIPING, EPOXY RESIN PAINT, BLACK, 4"
- 748536 - PERMANENT PAVEMENT STRIPING, EPOXY RESIN PAINT, BLACK, 6"
- 748537 - PERMANENT PAVEMENT STRIPING, EPOXY RESIN PAINT, BLACK, 8"
- 748538 - PERMANENT PAVEMENT STRIPING, EPOXY RESIN PAINT, BLACK, 10"
- 748539 - PERMANENT PAVEMENT STRIPING, EPOXY RESIN PAINT, BLACK, 12"
- 748540 - PERMANENT PAVEMENT STRIPING, EPOXY RESIN PAINT, BLACK, 16"
- 748548 - PERMANENT PAVEMENT STRIPING, EPOXY RESIN PAINT, WHITE/YELLOW, 5"
- 748549 - PERMANENT PAVEMENT STRIPING, EPOXY RESIN PAINT, WHITE/YELLOW, 10"
- 748557 - PERMANENT PAVEMENT STRIPING, EPOXY RESIN PAINT, BLACK, 3"
- 748559 - PERMANENT PAVEMENT STRIPING, EPOXY RESIN PAINT, BLACK, 5"
- 748568 - PERMANENT PAVEMENT STRIPING, EPOXY RESIN PAINT, BLACK, 9"
- 748569 - PERMANENT PAVEMENT STRIPING, EPOXY RESIN PAINT, BLACK, 14"

**Description:**

This work consists of striping layout, furnishing and applying white or yellow, epoxy reflectorized pavement markings or black epoxy contrast pavement markings at the locations and in accordance with the patterns indicated on the Plans, or as directed by the Engineer, and in accordance with these specifications.

The white/yellow epoxy marking material shall be hot-applied by spray methods onto bituminous and/or Portland cement concrete pavement surfaces as required by the Plans. Following an application of double drop glass beads of two sizes and upon curing, the resultant epoxy marking shall be an adherent reflectorized stripe of the specified thickness and width that is capable of resisting deformation by traffic. All marking materials shall be certified lead free and free of cadmium, mercury, hexvalent chromium, and other toxic heavy metals.

The black epoxy marking shall be a two-component, hot-spray applied epoxy resin pavement marking material to be used for pavement marking on Portland cement concrete pavement surfaces. Following an aggregate drop, and upon curing, it shall produce an adherent stripe of specified thickness and width capable of resisting wear from traffic. Black contrast pavement markings will be required on all Portland cement concrete pavements.

**Materials Requirements:**

A. White and Yellow Reflectorized Epoxy

1. Epoxy Composition Requirements:

The epoxy resin composition shall be specifically formulated for use as a pavement marking material and for hot-spray application at elevated temperatures. The type and amounts of epoxy resins and curing agents shall be at the option of the manufacturer, providing the other composition and physical requirements of this specification are met.

The epoxy marking material shall be a two-component (Part A and Part B), 100% solids type system formulated and designed to provide a simple volumetric mixing ratio (e.g. two volumes of Part A to one volume of Part B).

Component A of both white and yellow shall conform to the following requirements:

	% BY WEIGHT	
	WHITE:	YELLOW:
Pigments	Titanium Dioxide - 18% Min. (ASTM D476, Type II)	Organic Yellow - 6%-10%
Epoxy Resin	75% Min., 82% Max.	70% Min., 77% Max.



The entire pigment composition shall consist of either titanium dioxide and/or organic yellow pigment. No extender pigments are permitted. The white pigment upon analysis, shall contain a minimum of 16.5% TiO<sub>2</sub> (100% purity).

Epoxy Content-WPE (Component A) - The epoxy content of the epoxy resin will be tested in accordance with ASTM D1652 and calculated as the weight per epoxy equivalent (WPE) for both white and yellow. The epoxy content will be determined on a pigment free basis. The epoxy content (WPE) shall meet a target value provided by the manufacturer and approved by the Department's Material and Research Section (from now on will be addressed as Department). A + 50 tolerance will be applied to the target value to establish the acceptance range.

Amine Value (Component B) - The amine value of the curing agent shall be tested in accordance with ASTM D2074-66 to determine its total amine value. The total amine value shall meet a target value provided by the manufacturer and approved by the Department. A +50 tolerance will be applied to the target value to establish the acceptance range.

Toxicity - Upon heating to application temperature, the material shall not exude fumes which are toxic or injurious to persons or property.

Viscosity - Formulations of each component shall be such that the viscosity of both components shall coincide (within 10%) at a recommended spray application.

2. Physical Properties of Mixed Composition:

Unless otherwise noted, all samples are to be prepared and tested at an ambient temperature of 73 ± 5 °F. (23 ± 3 °C).

- a. Color. The white epoxy composition when applied at a minimum wet film thickness of 20+1 mils (500 µm) as applicable and allowed to dry, shall plot within the boundaries described by the four corner points listed in Tables 1 and 2 of ASTM D 6628-01 when measured in accordance with the test methods prescribed in Section 7 of ASTM D 6628-01.

The yellow epoxy composition when applied at a minimum wet film thickness of 20+1 mils (500 µm) as applicable and allowed to dry, shall plot within the boundaries described by the four corner points listed in Tables 1 and 2 of ASTM D 6628-01 when measured in accordance with the test methods prescribed in Section 7 of ASTM D 6628-01.

- b. Directional Reflectance. The white epoxy composition (without glass spheres) shall have a daylight directional reflectance of not less than 84% relative to a magnesium oxide standard when tested in accordance with Method 6121 of Federal Test Method Standard No. 141.

The yellow epoxy composition (without glass spheres) shall have a daylight directional reflectance of not less than 55% relative to a magnesium oxide standard when tested in accordance with Method 6121 of Federal Test Method Standard No. 141.

- c. Drying Time (Laboratory). The epoxy composition, when mixed in the proper ratio and applied at a 20+1 mils (500 µm) minimum wet film thickness, and immediately dressed with large reflective glass spheres (Federal Spec. Type 4) at a rate of 12 lb/gal (1.4 kg/l) of epoxy pavement marking materials, immediately followed by a second drop of AASHTO M-247 Type 1 glass spheres applied at a rate of 12 lb/gal (1.4 kg/L) of epoxy pavement marking material, shall exhibit a no-track condition in 15 minutes or less (ASTM D711). A Bird Applicator or any other doctor blade shall be used to produce a uniform film thickness.

- d. Drying Time (Field). When installed at a minimum wet film thickness of 20+1 mils (500 or 625 µm) and reflectorized with glass spheres, the maximum drying times shall correspond to these temperatures:

80°F (27°C)	10 minutes
70°F (21°C)	10 minutes
60°F (16°C)	15 minutes

50°F (10°C)	25 minutes
40°F (4°C)	45 minutes
35°F (2°C)	60 minutes

The composition shall dry to “no-tracking” in approximately 10 minutes, and after thirty (30) minutes shall show no damaging effect from traffic. Dry to “no-tracking” shall be considered as the condition where no visual deposition of the epoxy marking to the pavement surface is observed when viewed from a distance of 100 feet (30 meters), after a passenger car is passed over the line. Regardless of the temperature at the time of installation, the installation contractor shall be responsible for protection of the markings material until dry to a non-tracking state.

- e. Abrasion Resistance. The wear index of the composition shall not exceed 82 when tested in accordance with ASTM C501 using a CS-17 wheel and under a load of 1000 grams for 1000 cycles.
- f. Tensile Strength. The tensile strength of the epoxy composition shall not be less than 6000 psi (41 MPa) when tested in accordance with ASTM D638 using a Type IV specimen [0.125" ± 0.010" (3.18 ± 0.25 mm) thick]. Tests shall be conducted at an ambient temperature of 75 ± 5°F (24 ± 3°C). The testing machine shall operate at a speed of 0.20" (5.1 mm) per minute.

The total conditioning or drying period, from the time the epoxy composition is first mixed to the time of testing, shall not be less than 24 hours nor more than 96 hours.

Test specimens for tensile strength determination will be prepared as follows:

A 1/8 inch (3 mm) thick sheet of epoxy material is cast from a reservoir-type mold, fabricated from polytetrafluorethylene (PTFE), 1/8" deep x 10" x 10" (3 mm deep x 250 mm x 250 mm).

Prior to casting, the mold is sprayed with a suitable release agent. A sufficient amount of epoxy composition is mixed in the proper proportions (A:B) and poured level with the top of the mold. Care should be taken so as not to decrease or exceed the 1/8" (3 mm) thickness.

After a period of 1 to 4 hours, the material will have set into a semi-rigid sheet that is flexible enough to die-cut yet rigid enough to retain its shape. While the material is in this “plastic” state, five (5) specimens shall be die-cut and then placed on a flat, smooth, PTFE surface for the completion of the specified conditioning period.

- g. Compressive Strength. The compressive strength of the epoxy composition shall not be less than 12,000 psi (83 MPa) when tested in accordance with ASTM D695 except that a compression tool shall not be necessary. The test specimen shall be a right cylinder [0.50 inch diameter by 1.0 inch length (12 mm diameter by 25 mm length)]. Tests shall be conducted at an ambient temperature of 75 ± 5°F (24 ± 3°C).

The total conditioning or drying period, from the time the epoxy composition is first mixed to the time of testing shall not be less than 24 hours nor more than 96 hours.

Test specimens for compressive strength determinations will be prepared as follows:

Five molds will be prepared from 1/2" (12 mm) I.D., 1/16" (1.5 mm) wall thickness acrylic tubing, cut in 1 1/2" (38 mm) lengths. After spraying the inside of the mold with a suitable release agent,<sup>(1)</sup> the cylindrical tubes are placed in a vertical position on a PTFE sheet base. A sufficient amount of epoxy composition is thoroughly mixed in the proper proportions (A:B) and poured into the mold to a depth of approximately 1 1/4" (32 mm). After a minimum of 72 hours curing, the specimens are removed from the molds and machined to a length of 1" ± 0.002" (25 mm ± 0.05 mm).

- h. Hardness. The epoxy composition when tested in accordance with ASTM D2240 shall have a Shore D hardness of between 75 and 100. Samples shall be allowed to dry for not less than 24 hours nor more than 96 hours prior to testing.

B. Reflective Glass Spheres/Beads

Reflective glass spheres for drop-on application shall conform to the following requirements:

The glass spheres shall be colorless; clean; transparent; free from milkiness or excessive air bubbles; and essentially clean from-surface scarring or scratching. They shall be spherical in shape and at least 80% of the glass beads shall be true spheres when tested in accordance with ASTM D1155. At least 80% of the Type IV beads shall be true spheres as measured by the visual method.

The refractive index of the spheres shall be a minimum of 1.50 as determined by the liquid immersion method at 77°F (25°C).

The silica content of the glass spheres shall not be less than 60%.

The crushing resistance of the spheres shall be as follows: A 40 lb. (18 kg) dead weight, for 20 to 30 (850 µm to 600 µm) mesh spheres shall be the average resistance when tested in accordance with ASTM D1213.

The glass spheres shall have the following grading when tested in accordance with ASTM D1214.

M247 AASHTO Type 1 Glass Spheres

<u>U.S. Standard Sieve</u>	<u>% Retained</u>	<u>% Passing</u>
#20 (850µm)	0	100
#30 (600µm)	5-25	75-95
#50 (300µm)	40-65	15-35
#100 (150µm)	15-35	0-5
Pan	0-5	

Type 4 Large Spheres

<u>U.S. Standard Sieve</u>	<u>% Retained</u>	<u>% Passing</u>
#10 (2000 µm)	0	100
#12 (1680 µm)	0-5	95-100
#14 (1410 µm)	5-20	80-95
#16 (1190 µm)	40-80	10-40
#18 (1000 µm)	10-40	0-5
#20 (850 µm)	0-5	0-2
Pan	0-2	

The AASHTO M247 Type 1 glass spheres shall be treated with a moisture-proof coating. They shall show no tendency to absorb moisture in storage and shall remain free of clusters and hard lumps. They shall flow freely from dispensing equipment at any time when surface and atmosphere conditions are satisfactory for marking operations. The moisture-resistance of the glass spheres shall be determined in accordance with AASHTO M247 test method 4.4.1.

Type IV glass spheres shall be treated with an adhesion coating. They shall show no tendency to absorb moisture in storage and shall remain free of clusters and hard lumps. They shall flow freely from dispensing equipment at any time when surface and atmosphere conditions are satisfactory for marking operations. The adhesion coating property of the Type IV beads shall be tested in accordance with the dansyl-chloride test.

C. Black Epoxy Contrast Markings

Epoxy Resin Requirements: The two-component, 100% solids, paint shall be formulated and designed to provide a simple volumetric mixing ratio (e.g. 2 part component A to 1 part component B)

specifically for service as a hot-spray applied binder for black aggregate in such a manner as to produce maximum adhesion. The material shall be composed of epoxy resins and pigments only.

The paint shall be well mixed in the manufacturing process and shall be free from defects and imperfections that may adversely affect the serviceability of the finished product. The paint shall not thicken, curdle, gel, settle excessively, or otherwise display any objectionable properties after storage. Individual components shall not require mixing prior to use when stored for a maximum of 6 months.

The overall paint composition shall be left to the discretion of the manufacturer, but shall meet the following requirements:

Composition:	<u>Component</u> Carbon Black (ASTM D476 Type III)	<u>Percent By Weight</u> 7±2 percent, by weight
	Talc	14±2 percent, by weight
	Epoxy Resin	79±4 percent, by weight

D. Black Aggregate

The moisture resistant aggregate shall meet the gradation requirements (AASHTO T27) as follows:

<u>Sieve Size</u>	<u>Percent Retained</u>
#30	18-28%
#40	60-80%
#50	2-14%

The moisture resistant aggregate shall have a ceramic coating. The aggregate shall be angular with no dry dispensement pigment allowed.

<u>Hardness:</u>	The black aggregate hardness shall be 6.5-7 on Moh's Mineral Scale.
<u>Porosity:</u>	The black aggregate porosity shall be less than two (2) percent.
<u>Moisture Content:</u>	The black aggregate moisture content shall be less than a half (.5) percent.

E. Packaging and Shipment

Epoxy pavement marking materials shall be shipped to the job site in strong substantial containers. Individual containers shall be plainly marked with the following information:

- a. Name of Product
- b. Lot Number
- c. Batch Number
- d. Test Number
- e. Date of Manufacture
- f. Date of expiration of acceptance (12 months from date of manufacture)
- g. The statement (as appropriate)
  - Part A - Contains Pigment & Epoxy Resin
  - Part B - Contains Catalyst
- h. Quantity
- i. Mixing proportions, Application Temperature and Instructions
- j. Safety Information
- k. Manufacturer's Name and Address

Reflective glass spheres shall be shipped in moisture resistant bags. Each bag shall be marked with the name and address of the manufacturer and the name and net weight of the material.

F. The Department reserves the right to randomly take a one-quart sample of white, yellow and hardener, of the epoxy material or glass spheres without prior notice for testing to ensure the epoxy material meets specifications.

Epoxy Application Equipment:

Application equipment for the placement of epoxy reflectorized pavement markings shall be approved by the Department, prior to the start of work.

At any time throughout the duration of the project, the Contractor shall provide free access to his epoxy application equipment for inspection by the Engineer or his authorized representative.

In general, the application equipment shall be a mobile, truck mounted and self contained pavement marking machine, specifically designed to apply epoxy resin materials and reflective glass spheres in continuous and skip-line patterns. The application equipment shall be maneuverable to the extent that straight lines can be followed and normal curves can be made in a true arc. In addition, the truck mounted unit shall be provided with accessories to allow for the marking of legends, symbols, crosswalks, and other special patterns.

The Engineer may approve the use of a portable applicator in lieu of truck mounted accessories, for use in applying special markings only, provided such equipment can demonstrate satisfactory application of reflectorized epoxy markings in accordance with these specifications.

The applicator shall be capable of installing up to 20,000 lineal feet (6,100 lineal meters) of epoxy reflectorized pavement markings in an 8-hour day and shall include the following features:

1. The applicator shall provide individual material reservoirs, or space, for the storage of Part A and Part B of the epoxy resin composition; for the storage of water; and for the storage of reflective glass spheres.
2. The applicator shall be equipped with heating equipment of sufficient capacity to maintain the individual epoxy resin components at the manufacturer's recommended temperature for spray application and for heating water to a temperature of approximately 140°F (60°C).
3. The glass spheres shall be gravity dropped upon 20 mils (500 um) of epoxy pavement markings to produce a wet-night-reflective pavement marking. The large spheres (Federal Spec. Type 4) shall be applied at a rate of 12 pounds per gallon (1.4 kg/L) of epoxy pavement marking material, immediately followed by a second drop of AASHTO M-247 Type 1 glass spheres applied rate of 12 pounds per gallon (1.4 kg/L) of epoxy pavement marking material. This application rate and the following gradation shall conform to FHWA's FP-96: Standard Specifications for Construction of Roads and Bridges on Federal Highway Projects (pages 757-761 Type 3 and Type 4 Beads).
4. The applicator shall be equipped with metering devices or pressure gauges, on the proportioning pumps. Metering devices or pressure gauges shall be visible to the Engineer.
5. The applicator shall be equipped with all the necessary spray equipment, mixers, compressors, and other appurtenances to allow for the placement of epoxy reflectorized pavement markings in a simultaneous sequence of operations as described below in Construction Details, D. Applications of Epoxy Reflectorized Pavement Markings of this Special Provisions.

**Construction Details.**

- A. General: All pavement marking and patterns shall be placed as shown on the Plans or as directed by the Engineer.

Before any pavement markings work is begun, a schedule of operations shall be submitted for the approval of the Engineer. This schedule shall be submitted 2 weeks prior to the application of the striping.

At least five (5) days prior to starting striping the Contractor shall provide the Engineer with the epoxy manufacturer's written instructions for use. These instructions shall include but not be limited to: mixing ratios, application temperatures, and recommendations for use of water spray.

The application of pavement markings shall be done in the general direction of traffic. Striping against the direction of traffic flow shall not be allowed.

The Contractor shall be responsible for removing, to the satisfaction of the Engineer, tracking marks, spilled epoxy or epoxy markings applied in unauthorized areas.

The hot water spray shall not be used in conjunction with markings applications on any pavement surface, or on any existing durable type marking, unless specifically recommended by the manufacturer of the epoxy material.

- B. Atmospheric Conditions: Epoxy pavement markings shall only be applied during conditions of dry weather and on substantially dry pavement surfaces. At the time of installation the pavement surface temperature shall be a minimum of 35°F (2°C) and the ambient temperature shall be a minimum of 35°F (2°C) and rising. The Engineer shall be the sole determiner as to when atmospheric conditions and pavement surface conditions are such to produce satisfactory results.

- C. Surface Preparations: The Contractor shall clean the pavement or existing durable marking to the satisfaction of the Engineer.

Surface cleaning and preparation work shall be performed only in the area of the epoxy markings application.

At the time of application all pavement surfaces and existing durable markings shall be free of oil, dirt, dust, grease and similar foreign materials. The cost of cleaning these contaminants shall be included in the bid price of this item. Also, the item shall include the cost of removal of the curing component in the area of the epoxy markings application, if concrete curing compounds on new portland cement concrete surfaces have been used. Waterblasting will not be permitted for removal.

- D. Application of White/Yellow Epoxy Reflectorized Pavement Markings: White/yellow epoxy reflectorized pavement markings shall be placed at the widths and patterns designated on the Contract Plans.

Markings operations shall not begin until applicable surface preparation work is completed, and approved by the Engineer.

White/yellow epoxy pavement markings shall be applied at a minimum uniform thickness of 20 mils (500 µm) on all Portland cement concrete and bituminous concrete pavement, including Stone Matrix Asphalt.

Large reflective glass spheres (Federal Spec. Type 4) shall be applied at the rate of 12 pounds per gallon (1.4 kg/L) of epoxy pavement marking material, immediately followed by a second drop of AASHTO M-247 Type 1 glass spheres applied at a rate of 12 pounds per gallon (1.4 kg/L) of epoxy pavement marking material. Glass spheres shall uniformly cover the length and width of the pavement marking.

- E. Application of Black Epoxy Contrast Pavement Markings: Black epoxy contrast pavement markings shall be placed at the widths designated on the Contract Plans.

Markings operations shall not begin until applicable surface preparation work is completed, and approved by the Engineer.

Black epoxy contrast pavement markings shall be applied at a minimum uniform thickness of 20 mils (500 µm) on all Portland cement concrete surfaces followed by a single drop of graded black aggregate.

The width of black epoxy line shall be applied for the following situations:

Center Skip Line - On Portland cement concrete pavements a black contrast skip line shall be 10 feet (3 m) in length of the same width as the white epoxy reflectorized skip. It is to lead the white skip and stop at the beginning of the white skip. The black contrast skip is to have a single application of graded black aggregate.

Edge Lines -White Edge lines on Portland cement concrete pavements shall have a 3 inch black contrast line running parallel to the white edge line. The contrast line shall be to the inside or travel lane side of the edge line. The black contrast marking is to be applied with a single drop of graded black aggregate. Once it has cured sufficiently so as not to track, the reflectorized white line is to be applied along side of the contrast line and the two lines shall adjoin each other.

Dotted Line: All dotted lines on Portland cement concrete pavements shall have a base of black contrast markings which is 4 inches (100 mm) wider than the reflective white marking. The black contrast marking is to be applied first with a single drop of graded black aggregate. Once it has cured sufficiently so as not to track, the reflectorized white line is to be applied on top of it. The reflective line is to be centered along the black contrast line such that a minimum of 2 inches (50 mm) of black contrast marking is visible on either side of the reflective marking.

F. Defective Epoxy Pavement Markings: Epoxy reflectorized pavement markings, which after application and curing are determined by the Engineer to be defective and not in conformance with this specification, shall be repaired. Repair of defective markings shall be the responsibility of the Contractor and shall be performed to the satisfaction of the Engineer as follows:

1. Insufficient film thickness [(less than 20 $\pm$ 1 mils (500  $\mu$ m) as applicable] and line widths; insufficient glass bead coverage or inadequate glass bead retention.

Repair Method: Prepare the surface of the defective epoxy marking by shot blasting, sand blasting, or water blasting. No other cleaning methods will be allowed. Surface preparation shall be performed to the extent that a substantial amount of the reflective glass spheres are removed and a roughened epoxy marking surface remains.

Immediately after surface preparation remove loose particles and foreign debris by brooming or blasting with compressed air.

Repair shall be made by re-striping over the cleaned surface, in accordance with the requirements of this specification and at a full 20 $\pm$ 1 mils (500  $\mu$ m) minimum line thickness as applicable.

2. Uncured or discolored epoxy (brown patches); insufficient bond to pavement surface (or existing durable marking).

Uncured epoxy shall be defined as applied material that fails to cure (dry) in accordance with the requirements of this specification under MATERIALS, A, 2d. DRYING TIME (FIELD); or applied material that fails to cure (dry) within a reasonable time period under actual field conditions, as defined by the Engineer.

Discoloration (brown patches) shall be defined as localized areas or patches of brown or grayish colored epoxy marking material. These areas often occur in a cyclic pattern and also, often are not visible until several days or weeks after markings are applied.

Repair Method: The defective epoxy marking shall be completely removed and cleaned to the underlying pavement surface to the satisfaction of the Engineer.

The extent of removal shall be the defective area plus any adjacent epoxy pavement marking material extending one foot (300 mm) any direction.

After surface preparation work is complete, repair shall be made by re-applying epoxy over the cleaned pavement surface in accordance with the requirements of this specification.

3. Reflectivity for epoxy resin paint.

After satisfactory completion of all striping work and written notification from the Contractor, the Department shall test the striping to ensure it has the minimum reflectivity. The testing will be completed within 30 calendar days from notification. The Contractor may request that tests be conducted on completed phases or portions of the work. Approval of such a request will be at the discretion of the Engineer. Testing will be done using a LTL-X Retrometer (30 meter

geometry). Five readings will be taken per line per mile (1.6 km). Projects less than 1 mile (1.6 km) in length will have a minimum of 5 readings per line. These readings will then be averaged for the overall project average.

The required average minimum initial reflectivity reading in millicandellas shall be:

White 450  
Yellow 325

Any single reading shall not be less than 350 millicandellas for white and 250 millicandellas for yellow. Without exception, any pavement markings installed that does not meet the above average minimum initial reflectivity numbers shall be removed and replaced, at the installation contractor's expense. Other defects not noted above, but determined by the Engineer to need repair, shall be repaired or replaced as directed by and to the satisfaction of the Engineer.

All work in conjunction with the repair or replacement of defective epoxy reflectorized pavement markings shall be performed by the Contractor at no additional cost to the State.

**Method of Measurement:**

The quantity of permanent pavement striping (white, yellow, or black epoxy resin paint) will be measured by the number of linear feet (meters) of pavement striping line and number of square feet (meter) of symbol installed on the pavement and accepted in accordance with the Plans.

**Basis of Payment:**

The quantity of permanent pavement striping (white, yellow, or black epoxy resin paint) payment will be paid for at the Contract unit price per linear foot (meter) for 3", 4", 5", 6", 8", 9", 10", 12", 14", 16" (75 mm, 100 mm, 125 mm, 150 mm, 200 mm, 225 mm, 250 mm, 300 mm, 350 mm, or 400 mm) line and the Contract unit price per square foot (meter) of symbol. The quantity of permanent pavement marking (white, yellow, or black epoxy resin paint) will be paid for at the Contract unit price per linear foot (meter) of line and the Contract unit price per square foot (meter) of symbol. Price and payment shall include striping layout, cleaning and preparing the pavement surface, and placing all materials, for all labor, tools, equipment and incidentals necessary to complete the work.

**NOTE:**

For information only:

The following manufacturers are known to us which manufacturer Epoxy Resin Paint for Pavement Striping. The Department does not endorse or require the use of any of the manufacturers listed below. However, a bidder wishes to use another manufacturer's product, it shall be submitted for review and approval prior to submitting a bid proposal. Should the product be deemed unacceptable by the Department, the successful bidder will be required to use only an approved product.

1. POLY CARB, Inc.  
33095 Bainbridge Road  
Solon, Ohio 44139  
Tel. 1-800-CALLMIX
2. IPS - Ennis Paint  
P.O. Box 13582  
Research Triangle Park, North Carolina 27709  
Tel. 1-877-477-7623
3. Epoplex  
One Park Avenue  
Maple Shade, NJ 08052  
Tel. 1-800-822-6920
4. Or an approved equal.

8/7/2013



**748530 - REMOVAL OF PAVEMENT STRIPING**

**Description:**

This work consists of removing pavement markings of all kinds including paint, tape, etc., in accordance with this special provision, notes on Plans and/or as directed by the Engineer. The Contractor shall coordinate with the Engineer for maintaining traffic during the operation, prior to starting the work.

**Materials and Construction Methods:**

Paint and Epoxy Resins:

Shot/abrasive grit blasting or water blasting equipment shall be used for removal of markings from pavement surfaces.

Alkyd Thermoplastic:

In addition to the removal techniques discussed for paint and epoxy, grinding (erasing machines) equipment may also be used for removal of markings from pavement surfaces.

The removal operation shall be performed in a manner that will not damage the pavement surface.

The Contractor shall collect and dispose of all shot/abrasive grit and pavement marking materials removed from the pavement surface. Washing or sweeping such material to the roadside will not be permitted.

After removal of striping on bituminous concrete asphalt sealer shall be used to cover any exposed aggregate or embedded paint at no additional cost.

**Method of Measurement:**

The quantity of pavement striping removal will be measured as the number of square feet (meters) of pavement striping removed and accepted. The area of lines will be calculated by multiplying the nominal width of line times the length and the area of symbols will be as specified in Subsection 748.10 of the Standard Specifications.

**Basis of Payment:**

The quantity of pavement striping removal will be paid for at the Contract unit price per square foot (meter) for "Removal of Pavement Striping". Price and payment shall be full compensation for furnishing all materials, removing the pavement markings, disposing of the removed marking material, covering up the exposed aggregate, and for all labor, equipment, tools and incidentals necessary to complete the work.

**Note:**

There will be no measurement and payment for removal of pavement markings placed incorrectly by the Contractor.

5/21/2013

**749687 - INSTALLATION OR REMOVAL OF TRAFFIC SIGN ON SINGLE SIGN POST**

**Description:**

This work consists of installing or removing traffic sign(s) on a single post or other type of pole at the locations indicated on the Plans or as directed by the Engineer. This specification also includes installation of posts in boring holes constructed under other items.

A single sign totaling more than 9 square feet, or with any dimension, length or width, greater than or equal to 48 inches shall be installed on multiple sign posts under Item 749690 - Installation or Removal of Traffic Sign on Multiple Sign Posts.

**Materials:**

The Department will provide all sign materials to be used on this project. The Contractor shall contact the DelDOT Sign Shop Supervisor with project plans and quantity sheets at 302-760-2581. Sign fabrication orders require a minimum of four (4) weeks for completion. Orders placed with less than 4 weeks lead-time will result in a delay. Any delay caused by inadequate lead-time due to a late order will be the sole responsibility of the Contractor. The Contractor shall pick-up the sign materials from the DelDOT Sign Shop and deliver them to the job site without any damage to the sign materials.

**Construction Methods:**

The Contractor shall pick-up necessary signs, sign posts, hardware, and extensions from the Department and install the signs in the locations indicated on the Plans in accordance with the Delaware MUTCD or as directed by the Engineer. The Contractor shall be responsible for obtaining all necessary utility clearances before the signs may be installed. Signs and plaques shall be mounted no lower than the minimum mounting height specified in the Delaware MUTCD. Signs and plaques shall be mounted no higher than one foot above the minimum mounting height specified in the Delaware MUTCD. Any excess sign post protruding above the top of the top sign shall be cut off and removed. For sign removals, the sign posts shall have all nuts, bolts, and other connectors removed. The disturbed ground shall be graded and backfilled accordingly. The Contractor is responsible for disposal of all signing material removed from the project

**Method of Measurement:**

The number of single sign installations or removals will be measured as the actual number of signs installed or removed and accepted.

**Basis of Payment:**

The quantity of single sign post installations or removals will be paid for at the Contract unit price per each. Price and payment will constitute full compensation for installing or removing signs and sign materials, pick-up and delivery of sign materials, grading disturbed areas, and for all labor, equipment, tools, and incidentals required to complete the work. Signs that are not installed in accordance with the Delaware MUTCD or signs installed in the incorrect location shall be moved at no additional cost to the Department.

5/28/2013

**760507 - PROFILE MILLING, BITUMINOUS CONCRETE**  
**760508 - PROFILE MILLING, CONCRETE**

**Description:**

This work consists of furnishing a pavement-milling machine or cold planer and planing the existing bituminous concrete pavement or P.C.C. Pavement at the locations and to the nominal depths shown on the Plans and/or as directed by the Engineer to obtain a smooth profile on the existing roadway surface. Unless otherwise noted on the Plans or specifications the Contractor shall reuse, salvage and/or dispose of the milled material.

**Equipment:**

The milling equipment shall be a commercially designed and manufactured milling machine capable of performing the work in a manner satisfactory to the Engineer. The machine shall be power-operated and self-propelled, shall have sufficient power, traction and stability to remove a thickness of material to a specified depth. In addition, the machine must accurately and automatically establish profile grades by referencing the existing pavement surface. This shall be accomplished by means of 1.) a ski of 30' (9 m) minimum length with an accuracy of  $\pm 0.125$ " in 30' (3 mm in 9 m) or 2.) a minimum of three (3) ultra sonic, non-ground contacting sensors with an accuracy of  $\pm 0.100$ " in 25' (2.5 mm in 7.5 m). If noted on the Plans, a profile grade shall be established independent of the existing pavement surface. In such case the machine shall be capable of following the independent grade line (e.g. string line). The machine shall have an automatic system for controlling grade elevation and cross slope. The machine shall also be equipped with a means to effectively control dust generated by the cutting operation.

**Construction Methods:**

The surface resulting from the planing operation shall be in accordance with notes and details on the Plans and shall be characterized by uniform, discontinuous longitudinal striations and shall not be gouged or torn. Imperfections exceeding  $5/16$ " (8 mm) at any point along the surface as a result of missing teeth or faulty operation shall be removed by approved methods. Before opening the milled surface to traffic, all loose material shall be removed from the surface with a power vacuum sweeper.

Whenever the milling operation causes water to pond or lay within the wheelpaths of the roadway the Contractor shall alleviate this problem by cutting bleeders into the shoulder or median to provide positive drainage. Cost for such work will be incidental to this item.

If the road is to remain open to traffic, longitudinal vertical drop-offs in excess of 2" (50 mm) at lane lines or at the centerline shall not be left overnight.

Transverse faces at the beginning and end of the milling operation existing at the end of a work period shall be tapered 20:1 or flatter in a manner approved by the Engineer to avoid a hazard for traffic.

Surface material that cannot be removed by cold planing equipment because of physical or geometrical restraints shall be removed by other methods acceptable to the Engineer.

If independent grade reference is required, it shall be designated in the Plans and/or Contract documents and elevations shall be provided by the Plans or at the direction of the Engineer.

If a severe bump exist in the pavement surface extra effort shall be taken at these locations to improve the profile. Manual changes to the cutter head may be needed at these locations to achieve this. It is the intent to remove bumps and irregularities in the pavement and produce a smooth milled surface for hot-mix resurfacing.

If the existing bituminous surface is over concrete the intent is to remove all of the existing bituminous material to the top of the concrete surface unless otherwise directed by the Plans or the Engineer.

If milling to remove open graded hot mix, the milling operation must remove all of the open graded hot mix from the roadway surface.

**Method of Measurement:**

The quantity of pavement milling will be measured as the number of square yards per inch (square meters per 25 mm) of depth as shown on the Plans or established by the Engineer. The nominal depth shown on the Plans and initially set on the milling machine, even though it will vary automatically during profiling, will be the depth measured and paid.

**Basis of Payment:**

The quantity of pavement milling will be paid for at the Contract unit price per square yard per inch (square meter per 25 mm) of depth. Price and payment will constitute full compensation for furnishing an accepted pavement-milling machine and operator, for removal and disposal of the milled material or delivery to a designated site, for transporting equipment, for all labor, tools equipment and incidentals necessary to complete the item.

10/25/13

## **763501 - CONSTRUCTION ENGINEERING**

### **1) Description:**

This work consists of construction lay out including; stakes, lines and grades as specified below. Subsection 105.10 Construction Stakes, Lines and Grades of the Standard Specifications is voided.

Based on contract plans and information provided by the Engineer, the Contractor shall stake out right-of-way and easements lines, limits of construction and wetlands, slopes, profile grades, drainage system, centerline or offset lines, benchmarks, structure working points and any additional points to complete the project.

The Engineer will only establish the following:

- (a) Original and final cross-sections for borrow pits.
- (b) Final cross-sections: Top and bottom pay limit elevations for all excavation bid items that are not field measured by Construction inspection personnel. The Contractor shall notify the Engineer when these pay limit elevations are ready and allow for a minimum of two calendar days for the Engineer to obtain the information.
- (c) Line and grade for extra work added on to the project plans.

**2) Equipment.** The Contractor shall use adequate equipment/instruments in a good working order. He/she shall provide written certification that the equipment/instrument has been calibrated and is within manufacturer's tolerance. The certification shall be dated a maximum of 9 months before the start of construction. The Contractor shall renew the certification a minimum of every 9 months. The equipment/instrument shall have a minimum measuring accuracy of [3mm+2ppmxD] and an angle accuracy of up to 2.0 arc seconds or 0.6 milligons. If the Contractor chooses to use GPS technology in construction stakeout, the Contractor shall provide the Engineer with a GPS rover and Automatic Level for the duration of the contract. The GPS rover shall be in good working condition and of similar make and model used by the Contractor. The Contractor shall provide up to 8 hours of formal training on the Contractor's GPS system to a maximum of four Engineer's appointees (DELDOT Construction Inspectors). At the end of the contract, the Engineer will return the GPS rover to the Contractor. If any of the equipment/instruments are found to be out of adjustment or inadequate to perform its function, such instrument or equipment shall be immediately replaced by the Contractor to the satisfaction of the Engineer. Choosing to use GPS technology does not give the contractor authority to use machine control.- Construction Engineering (GPS) Machine Control Grading shall only be used if noted in the General Notes in the plan set outlining the available files that will be provided to the Contractor and "the Release for delivery of documents in electronic form to a contractor" are signed by all parties prior to delivery of any electronic files. Only files designated in the General Notes shall be provided to the contractor. If machine control grading is allowed on the project see the "machine control" section of this specification. GPS technology and machine control technology shall not be used in the construction of bridges.

**3) Engineering/Survey Staff.** The Contractor shall provide and have available for the project an adequate engineering staff that is competent and experienced to set lines and grades needed to construct the project. The engineering personnel required to perform the work outlined herein shall have experience and ability compatible with the magnitude and scope of the project. Additionally, the Contractor shall employ an engineer or surveyor licensed in the State of Delaware to be responsible for the quality and accuracy of the work done by the engineering staff. When individuals or firms other than the Contractor perform any professional services under this item, that work shall not be subject to the subcontracting requirements of Subsection 108.01 of the Standard Specifications. The Contractor shall assume full responsibility for any errors and/or omissions in the work of the engineering staff described herein. If construction errors are caused due to erroneous work done under Construction Engineering the Contractor accepts full responsibility, no matter when the error is discovered. Consideration will not be given for any extension of contract time or additional compensation due to delays, corrective work, or additional work that may result from faulty and erroneous construction stakeout, surveying, and engineering required by this specification.

### **Construction Methods:**

### **4) Performance Requirements:**

- (a) Construction Engineering shall include establishing the survey points and survey centerlines; finding, referencing, offsetting the project control points; running a horizontal and vertical circuit to verify the precision of given control points. Establishing plan coordinates and elevation marks for culverts, slopes, subbase, subsurface drains, paving, subgrade, retaining walls, and any other stakes required for control lines and grades; and setting vertical control elevations, such as footings, caps, bridge seats and deck screed. The Contractor shall be responsible for the preservation of the Department's project control points and benchmarks. The Contractor shall establish and preserve any temporary control points (traverse points or benchmarks) needed for construction. Any project control points (traverse points) or benchmarks conflicting with construction of the project shall be relocated by the Contractor. The Contractor as directed by the Engineer must replace any or all stakes that are destroyed at any time during the life of the contract. The Contractor shall re-establish centerline points and stationing prior to final cross-sections by the Engineer. The Vertical Control error of closure shall not exceed 0.035 ft times [Square root of number of miles in the level run] (0.01 m times [square root of number of kilometers]). The Horizontal Control precision ratio shall have a minimum precision of 1:20,000 feet (1 meter per 20,000 meters or 1:20,000) of distance traversed prior to adjustment.
- (b) The Contractor shall perform construction centerline layout of all roadways, ramps and connections, etc. from project control points set by the Engineer. The Contractor using the profiles and typical sections provided in the plans shall calculate proposed grades at the edge of pavement or verify information shown on Grades and Geometric sheets.
- (c) The Contractor shall advise the Engineer of any horizontal or vertical alignment revisions needed to establish smooth transitions to existing facilities. The Contractor must immediately bring to the attention of the Engineer any potential drainage problem within the project limits. The Engineer must approve any proposed variation in profile, width or cross slope.
- (d) The Contractor shall establish the working points, centerlines of bearings on bridge abutments and on piers, mark the location of anchor bolts to be installed, check the elevation of bearing surfaces before and after they are ground and set anchor bolts at their exact elevation and alignment as per Contract Plans. Before completion of the fabrication of beams for bridge superstructures, the Contractor shall verify by accurate field measurements the locations both vertically and horizontally of all bearings and shall assume full responsibility for fabricated beams fitting and bearing as constructed. After beam erection and concurrently with the Department project surveyors or their designated representative, the Contractor shall survey top of beam elevations at a maximum of 10-ft (3.0-meter) stations and compute screed grades. These shall be submitted to the Engineer for review and approval before the stay in place forms are set. Construction stakes and other reference control marks shall be set at sufficiently frequent intervals to assure that all components of the structure are constructed in accordance with the lines and grades shown on the plans. The Contractor will be responsible for all structure alignment control, grade control and all necessary calculations to establish and set these controls.
- (e) The Contractor, using contract plans, shall investigate proposed construction for possible conflicts with existing and proposed utilities. The Contractor shall then report such conflicts to the Engineer for resolution. All stakes for utility relocations, which will be performed by others, after the Notice to Proceed has been given to the Contractor, shall be paid for under item 763597 - Utility Construction Engineering.
- (f) The Contractor shall be responsible for the staking of all sidewalk and curb ramp grades in accordance with the plans and the Departments Standard Construction Details. The Contractor shall review the stakeout with the Engineer prior to construction. The Engineer must approve any deviation from plans, Department Standard Construction Details and Specifications in writing. The Contractor shall be responsible for any corrective actions resulting from problems created by adjustments if they fail to obtain such approval.
- (g) If wetland areas are involved and specifically defined on the Plans the following shall apply:
  - i. It is the intent of these provisions to alert the Contractor, that he/she shall not damage or destroy wetland areas, which exist beyond the construction limits. These provisions will be strictly enforced and the Contractor shall advise his/her personnel and those of any Subcontractor of the importance of these provisions.

- ii. All clearing operations and delineation of wetlands areas shall be performed in accordance with these Special Provisions. Before any clearing operation commences the Contractor shall demarcate wetlands at the Limits of Construction throughout the entire project as shown on the Plans labeled as Limits of Construction or Wetland Delineation to the satisfaction of the Engineer.
  - iii. The material to be used for flagging the limits of construction shall be orange vinyl material with the wording "Wetland Boundary" printed thereon. In wooded areas, the flagging shall be tied on the trees, at approximate 20-foot (6.1 meter) intervals through wetland areas. In open field and yard areas that have been identified as wetlands, 3 foot (one meter) wooden grade stakes shall be driven into the ground at approximate 20 foot (6.1 meter) intervals and tied with the flagging.
  - iv. If the flagging has been destroyed and the Engineer determines that its use is still required, the Contractor shall reflag the area at no cost to the Department. If the Contractor, after notification by the Engineer that replacement flagging is needed, does not replace the destroyed flagging within 48 hours, the Engineer may proceed to have the area reflagged. The cost of the reflagging by the Engineer will be charged to the Contractor and deducted from any monies due under the Contract.
  - v. At the completion of construction, the Contractor shall remove all stakes and flagging.
  - vi. The Contractor shall be responsible for any damages to wetlands located beyond the construction limits, which occurs from his/her operations during the life of the Contract. The Contractor shall restore all temporarily disturbed wetland areas to their preconstruction conditions. This includes restoring bank elevations, streambed and wetland surface contours and wetlands vegetation disturbed or destroyed. The expense for this restoration shall be borne solely by the Contractor.
- (h) Whenever the Engineer will be recording data for establishment of pay limits, the Contractor will be invited to obtain the data jointly with the Engineer's Survey Crew(s) in order to agree with the information. If the Contractor's representative is not able to obtain the same data, then the information obtained by the Engineer shall be considered the information to be used in computing the quantities in question.

**5) Submittals.** All computations necessary to establish the exact position of all work from the control points shall be made and preserved by the Contractor. All computations, survey notes, electronic files, and other records necessary to accomplish the work shall be made available to the Department in a neat and organized manner at any time as directed by the Engineer. The Engineer may check all or any portion of the stakeout survey work or notes made by the Contractor and any necessary correction to the work shall be made as soon as possible. The Contractor shall furnish the Engineer with such assistance as may be required for checking all lines, grades, and measurements established by the Contractor and necessary for the execution of the work. Such checking by the Engineer shall not relieve the Contractor of his/her responsibility for the accuracy or completeness of the work. Copies of all notes must be furnished to the engineer at the completion of the project.

The Contractor shall submit any of the following at the Engineer's request:

- (a) Proposed method of recording information in field books to ensure clarity and adequacy.
- (b) A printout of horizontal control verification, as well as coordinates, differences and error of closure for all reestablished or temporary Control Points.
- (c) A printout of vertical control verification, with benchmark location elevation and differences from plan elevation.
- (d) Sketch of location of newly referenced horizontal control, with text printout of coordinates, method of reference and field notes associated with referencing control - traverse closure report.
- (e) Description of newly established benchmarks with location, elevation and closed loop survey field notes - bench closure report
- (f) All updated electronic and manuscript survey records.
- (g) Stakeout plan for each structure and culvert.
- (h) Computations for buildups over beams, screed grades and overhang form elevations.
- (i) A report showing differences between supplied baseline coordinates and field obtained coordinates, including a list of preliminary input data.
- (j) Any proposed plan alteration to rectify a construction stakeout error, including design calculations, narrative and sealed drawings.
- (k) Baseline for each borrows pit location.

- (l) Detailed sketch of proposed overhead ground mounted signs or signals showing obstructions that may interfere with their installation.
- (m) Copies of cut sheets.

### **Machine Control Grading**

**This Section of the specification shall only be used if machine control is authorized for use on the project.**

#### **Description:**

This specification contains the requirements for grading operations utilizing Global Positioning Systems (GPS).

Use of this procedure and equipment is intended for grading the subgrade surface; it is not intended for the use in constructing final surface grades.

The Contractor may use any manufacturer's GPS machine control equipment and system that results in achieving the grading requirements outlined in section 202 of the standard specifications. The Contractor shall convert the electronic data provided by the Department into the format required by their system. The Department will only provide the information outlined in this document and no additional electronic data will be provided.

The Contractor shall perform at least one 500 foot test section with the selected GPS system to demonstrate that the Contractor has the capabilities, knowledge, equipment, and experience to properly operate the system and meet acceptable tolerances. The engineer will evaluate and make the determination as to whether additional 500 foot test sections are required. If the Contractor fails to demonstrate this ability to the satisfaction of the Department, the Contractor shall construct the project using conventional surveying and staking methods.

#### **Materials:**

All equipment required to perform GPS machine control grading, including equipment needed by DeIDOT to verify the work, shall be provided by the Contractor and shall be able to generate end results that are in accordance with the requirements of Division 200 - EARTHWORK of the Standard Specifications.

#### **Construction:**

##### **a. DeIDOT Responsibilities:**

1. The Department will set initial vertical and horizontal control points in the field for the project as indicated in the contract documents, (plans set). If the Contractor needs to establish new control points they shall be traversed from existing control points and verified to be accurate by conventional surveying techniques.
2. The Department will provide the project specific localized coordinate system.
3. The Department will provide data in an electronic format to the Contractor as indicated in the General Notes.
  - a. The information provided shall not be considered a representation of actual conditions to be encountered during construction. Furnishing this information does not relieve the Contractor from the responsibility of making an investigation of conditions to be encountered including, but not limited to site visits, and basing the bid on information obtained from these investigations, and the professional interpretations and judgments of the Contractor. The Contractor shall assume the risk of error if the information is used for any purpose for which the information is not intended.



- b. Any assumption the Contractor makes from this electronic information shall be at their risk. If the Contractor chooses to develop their own digital terrain model the Contractor shall be fully responsible for all cost, liability, accuracy and delays.
  - c. The Department will develop and provide electronic data to the Contractor for their use as part of the contract documents in a format as indicated in the General Notes. The Contractor shall independently ensure that the electronic data will function in their machine control grading system.
4. The Files that are provided were originally created with the computer software applications MicroStation (CADD software) and INROADS (civil engineering software). The data files will be provided in the native formats and other software formats described below. The contractor shall perform necessary conversion of the files for their selected grade control equipment. The Department will furnish the Contractor with the following electronic files:
- a. CAD files
    - i. Inroads -Existing digital terrain model (.DTM)
    - ii. Inroads -Proposed digital terrain model (.DTM)
    - iii. Microstation -Proposed surface elements - triangles
  - b. Alignment Data Files:
    - i. ASCII Format
5. The Engineer shall perform spot checks of the Contractor's machine control grading results, surveying calculations, records, field procedures, and actual staking. If the Engineer determines that the work is not being performed in a manner that will assure accurate results, the Engineer may order the Contractor to redo such work to the requirements of the contract documents, and in addition, may require the Contractor to use conventional surveying and staking, both at no additional cost to the Department.

#### B. Contractor's Responsibilities

1. The Contractor shall provide the Engineer with a GPS rover and Automatic Level, for use during the duration of the contract. At the end of the contract, the GPS rover and Automatic Level will be returned to the Contractor. The Contractor shall provide a total of 8 hours of formal training on the Contractor's GPS machine control system to the Engineer and up to three additional Department appointees per rover.
2. The Contractor shall review and apply the data provided by the Department to perform GPS machine control grading.
3. The Contractor shall bear all costs, including but not limited to the cost of actual reconstruction of work, that may be incurred due to application of GPS machine control grading techniques. Grade elevation errors and associated corrections including quantity adjustments resulting from the contractor's use of GPS machine control shall be at no cost to the Department.
4. The Contractor shall convert the electronic data provided by the Department into a format compatible with their system.
5. The Contractor's manipulation of the electronic data provided by the Department shall be performed at their own risk.
6. The Contractor shall check and if necessary, recalibrate their GPS machine control system at the beginning of each workday in accordance with the manufacturer's recommendations, or more frequently as needed to meet the requirements of the project.
7. The Contractor shall meet the accuracy requirements as detailed in the Standard Specifications.
8. The Contractor shall establish secondary control points at appropriate intervals and at locations along the length of the project. These points shall be outside the project limits and/or where work is performed. These points shall be at intervals not to exceed 1000 feet. The horizontal position of these

points shall be determined by conventional survey traverse and adjustments from the original baseline control points. The conventional traverse shall meet or exceed the Department's Standards. The elevation of these control points shall be established using differential leveling from the project benchmarks, forming a closed loop. A copy of all new control point information including closure report shall be provided and approved by the Engineer prior to construction activities. The Contractor shall be responsible for all errors resulting from their efforts and shall correct deficiencies to the satisfaction of the Engineer and at no additional cost to the Department.

9. The Contractor shall provide stakes at all alignment control points, at every 500 foot stationing, and where required for coordination activities involving environmental agencies and utility companies at the Contractor's expense. Work that is done solely for utility companies and that is beyond the work performed under item 763501 - Construction shall follow and be paid for under item 763597 -Utility Construction Engineering.
10. The Contractor shall at a minimum set hubs at the top of finished grade at all hinge points on the cross section at 500 foot intervals on the main line and at least 4 cross sections on side roads and ramps as directed by the engineer or as shown on the plans. Placement of a minimum of 4 control points outside the limits of disturbance for the excavation of borrow pits, Stormwater Management Ponds, wetland mitigation sites etc. These control points shall be established using conventional survey methods for use by the Engineer to check the accuracy of the construction.
11. The Contractor shall preserve all reference points and monuments that are identified and established by the Engineer for the project. If the Contractor fails to preserve these items the Contractor shall reestablish them at no additional cost to the Department.
12. The Contractor shall provide control points and conventional grades stakes at critical points such as, but not limited to, PC's, PT's, superelevation points, and other critical points required for the construction of drainage and roadway structures.
13. No less than 2 weeks before the scheduled preconstruction meeting, the Contractor shall submit to the Engineer for review a written machine control grading work plan which shall include the equipment type, control software manufacturer and version, and proposed location of the local GPS base station used for broadcasting differential correction data to rover units.
14. The Contractor shall follow the guidelines set forth in the "Geometric Geodetic Accuracy Standards and Specifications for Using GPS Relative Positioning Techniques" and follow a minimum of Second Order Class 1, (2-I) classification standards.

Automated equipment operations have a high reliance on accurate control networks from which to take measurements, establish positions, and verify locations and features. Therefore, a strong contract control network in the field which is the same or is strongly integrated with the project control used during the design of the contract is essential to the successful use of this technology with the proposed Digital Terrain Model (DTM). Consistent and well designed site calibration for all machine control operations (as described below under *Contract Control Plan*) are required to ensure the quality of the contract deliverables. The Contract Control Plan is intended to document which horizontal and vertical control will be held for these operations. Continued incorporation of the Base Station(s) as identified in the Contract Control Plan is essential to maintaining the integrity of positional locations and elevations of features. The Contract Control Plan shall be submitted to the Department for review and approval by the Departments Survey Section 3 weeks prior to the start of any machine control work. The Contractor shall operate and maintain all elements of the Machine Grade Control continuously once the operations begin until otherwise approved by the Engineer.

#### **Contract Control Plan:**

The Contractor shall develop and submit a Contract Control Plan for all contracts which use Machine Control Grading. Contract control includes all primary and secondary horizontal and vertical control which will be used for the construction contract. Upon the Contractor's completion of the initial survey reconnaissance and control verification, but prior to beginning primary field operations, the Contractor shall submit a Contract Control Plan document (signed and sealed by the Delaware licensed Land Surveyor or Delaware Professional Engineer who oversees its preparation) for acceptance by the Engineer, which shall include the following:

1. A control network diagram of all existing horizontal and vertical control recovered in the field as contract control.
2. Include a summary of the calculated closures of the existing control network, and which control has been determined to have been disturbed or out of tolerance from its original positioning.
3. An explanation of which horizontal and vertical control points will be held for construction purposes. If necessary include all adjustments which may have been made to achieve required closures.
4. An explanation of what horizontal and vertical control (including base stations) was set to accomplish the required stakeout or automated machine operation. Include how the position of these new control points was determined.
5. Describe the proposed method and technique (technology and quality control) for utilizing the control to establish the existing and/or proposed feature location and to verify the completed feature location and/or measured quantity.
6. A listing of the horizontal and vertical datums to be used and the combined factor to be used to account for ellipsoidal reduction factor and grid scale factor.
7. If the Contractor chooses to use machine control as a method of measuring and controlling excavation, fill, material placement or grading operations as a method of measuring and controlling excavation, fill, material placement or grading operations, the Contractor Control Plan shall include the method by which the automated machine guidance system will initially be site calibrated to both the horizontal and vertical contract control, and shall describe the method and frequency of the calibration to ensure consistent positional results.
8. Issues with equipment including inconsistent satellite reception of signals to operate the GPS machine control system will not result in adjustment to the "Basis of Payment" for any construction items or be justification for granting contract time extension.

**Method of Measurement:**

The quantity of Construction Engineering will not be measured.

**Basis of Payment:**

Payment will be made at the Lump Sum price bid for the item "Construction Engineering". The price bid shall include the cost of furnishing all labor, equipment, instruments, stakes and other material necessary to satisfactorily complete the work as herein described under this item for all roads and structures that are a part of the contract. Adjustment in payment will be made for the deletion or addition of work not shown in the contract documents.

Monthly payment will be made under this item in proportion to the amount of work done as determined by the Engineer.

3/27/15

**763643 - MAINTENANCE OF TRAFFIC – ALL INCLUSIVE**

**Description:**

This item shall consist of furnishing, installing, maintaining and/or relocating the necessary temporary traffic control devices used to maintain vehicular, bicycle and pedestrian traffic, including persons with disabilities in accordance with the Americans with Disabilities Act, as amended. All work shall be performed in a manner that will provide reasonably safe passage with the least practicable obstruction to all users, including vehicular, bicycle and pedestrian traffic.

All requirements of the Delaware Manual on Uniform Traffic Control Devices (MUTCD), Part 6, herein referred to as the Delaware MUTCD. (latest edition with all revisions made up to the date of Advertisement of this project) shall apply for all temporary traffic control devices. Any, and all, control, direction, management and maintenance of traffic shall be performed in accordance with the requirements of the Delaware MUTCD, notes on the Plans, this specification, and as directed by the Engineer.

The Contractor shall be aware that the Case Diagrams and safety measures outlined in the Delaware MUTCD are for common construction situations and modifications may be warranted based on the complexity of the job. The Contractor shall submit justification for modifications to the Temporary Traffic Control Plan (TTCP) to the Engineer for approval prior to implementation.

The Department reserves the right to impose additional restrictions, as needed, for the operational movement and safety of the traveling public. The Department reserves the right to suspend the Contractor's operations until compliance with the Engineer's directive for remedial action, based on but not limited to the following reasons:

1. The Contractor's operations are not in compliance with the Delaware MUTCD, the specifications or the Plans.
2. The Contractor's operations have been deemed unsafe by the Traffic Safety Engineer or District Safety Officer.

**Materials and Construction Methods:**

The Contractor shall submit a Temporary Traffic Control Plan (TTCP) or a Letter of Intent to use the Plan recommended Delaware MUTCD Case Diagram(s) at or prior to the pre-construction meeting. The Contractor shall submit the TTCP for all Contractor and subcontractor work to be performed on the project for the Department's approval before the start of work.

When specified by a note in the Plans, the Contractor shall be required to have an American Traffic Safety Services Association (ATSSA) certified Traffic Control Supervisor on the project. The authorized designee must be assigned adequate authority, by the Contractor, to ensure compliance with the requirements of the Delaware MUTCD and provide remedial action when deemed necessary by the Traffic Safety Engineer or the District Safety Officer. The ATSSA certified Traffic Control Supervisor's sole responsibility shall be the maintenance of traffic throughout the project. This responsibility shall include, but is not limited to, the installation, operations, maintenance and service of temporary traffic control devices. Also required is the daily maintenance of a log to record maintenance of traffic activities, i.e., number and location of temporary traffic control devices; and times of installation, changes and repairs to temporary traffic control devices. The ATSSA Traffic Control Supervisor shall serve as the liaison with the Engineer concerning the Contractor's maintenance of traffic. The name, contact number and certification for the designated Traffic Control Supervisor shall be submitted at or prior to the pre-construction meeting. The cost of the ATSSA certified Traffic Control Supervisor shall be incidental to this item.

Temporary traffic control devices shall be maintained in good condition in accordance with the brochure entitled "Quality Guidelines for Temporary Traffic Control Devices", published by the American Traffic Safety Services Association (ATSSA). Any temporary traffic control devices that do not meet the quality guidelines shall be removed and replaced with acceptable devices. Failure to comply will result in work stoppage with time charges continuing to be assessed.

Any existing signs that conflict with any temporary or permanent construction signs shall be covered as needed or as directed by the Engineer. The cost for temporarily covering conflicting signs shall be incidental to this item.

Access to all transit stops located within the project limits shall be maintained unless otherwise directed by the Plans or the Engineer. Maintaining access shall include maintaining an area for the transit vehicle and also an accessible path for pedestrians to safely access the transit stop.

The Contractor shall notify the Engineer, in writing, no less than fourteen (14) calendar days prior to the start of any detour(s) and road closures. The Engineer will notify the following entities:

- Local 911 Center
- Local School Districts
- Local Post Offices
- DelDOT's Transportation Management Center (TMC)
- Town Managers
- Local Police
- DelDOT's Public Relations
- Delaware Transit Corporation (DTC)

Immediately prior to the implementation of any lane or road closures, the Engineer shall notify the DelDOT TMC at (302) 659-4600. Notifications shall also be provided when the closures are lifted. The Engineer shall notify TMC and the District Safety Officer if any lane closures cannot be removed prior to the end of the allowable work hours.

The Contractor shall notify the local 911 center if access to a fire hydrant is temporarily restricted. The Contractor shall provide written confirmation to the Engineer that the local 911 center has been notified.

If a detour is required during any part or the entire period of this Contract, an approved detour plan shall be obtained from the Department's Traffic Safety Section. All signs, barricades and other temporary traffic control devices required as part of the approved detour plan shall be installed and maintained by the Contractor on the route that is closed and on the detour route. Road closures without an approved detour plan shall not be allowed. If a road is closed without an approved detour plan, the Contractor's operations shall be stopped immediately.

The Contractor shall provide and maintain ingress and egress for each property abutting the construction area and each property located between the diversion points of any detour and the actual construction site. Construction activities which may temporarily or otherwise interfere with property access shall be coordinated in advance with the affected property owners.

The Contractor shall conduct construction operations in a manner which will minimize delays to traffic, and shall meet the following requirements:

1. If work is being performed within 200 feet in any direction of an intersection that is controlled by a traffic signal, the flagger(s) shall direct the flow of traffic in concert with the traffic signals in construction areas to avoid queuing, unless active work prohibits such action. The flagger shall direct traffic to prevent traffic from queuing through an intersection (i.e., blocking an intersection). Only a Traffic Officer may direct traffic against the operation of a traffic signal and only until the operation occurring within the intersection is completed.
2. When a lane adjacent to an open lane is closed to travel, the temporary traffic control devices shall be set 2 feet (0.61 m) into the closed lane from the edge of the open lane, unless an uncured patch exists or actual work is being performed closer to the open lane with minimum restriction to traffic.
3. Except for "buffer lanes" on high volume and/or high speed roadways, lanes shall not be closed unless construction activity requiring lane closure is taking place, or will take place within the next hour. Lanes shall be reopened immediately upon completion of the work. Moving operations will require the lane closures be shortened as the work progresses and as traffic conditions warrant to minimize the length of the closure. The Contractor shall conduct construction operations in a manner so as to minimize disruption to traffic during peak hours and

periods of heavy flow. The Department reserves the right to stop or change the Contractor's operations, if in the opinion of the Engineer, such operations are unnecessary at that time or the operations are unnecessarily impeding traffic.

4. Work in the vicinity of traffic signals, shall be scheduled to minimize the time during which the signal is operated without detectors, and prior approval from the Engineer shall be required. TMC shall be notified in advance of cutting a loop detector, and be immediately notified once the loop detector has been reinstalled. The Contractor shall provide sufficient advance notice of the loop detector work with the Engineer to ensure the aforementioned requirements are met.

It is required that all temporary traffic control work and related items shall either be performed entirely by the Contractor's own organization, or totally subcontracted. Maintenance of equipment shall not be subject to this requirement.

Any deficiencies related to temporary traffic control that are reported to the Contractor in writing shall be corrected within 24 hours or as directed by the Engineer. Failure to comply will result in non-payment for those devices that are found to be deficient for the duration of the deficiency. Serious deficiencies that are not corrected immediately shall result in suspension of work until items identified are brought back into compliance.

At the end of each day's work, the Contractor shall correct all pavement edge drop-offs in accordance with Table 6G-1 in the Delaware MUTCD. This corrective work shall be accomplished with Temporary Roadway Material (TRM) unless an alternate method is specified in the Plans. All ruts and potholes shall be filled with TRM as soon as possible but no later than the end of each work day. Placement and Payment of TRM shall be completed in accordance with Section 402 of the Standard Specifications. If temporary elimination of a drop-off hazard cannot be accomplished, then the area should be properly marked and protected with temporary traffic control devices such as temporary barricades, warning signs, flashing lights, etc. as required by Section 6G.21 of the Delaware MUTCD.

All open trench excavation accessible by vehicular traffic must be backfilled prior to the end of each working day. Steel plates shall not be used except in emergency situations and only with prior written approval from the Engineer unless otherwise directed by the Plans.

The Contractor shall submit, at or prior to the preconstruction meeting, detailed drawings including but not limited to existing striping lengths, lane and shoulder widths, turn lane lengths, locations of stop bars, turn arrows, crosswalks and railroad crossings. The drawings shall depict the existing pavement markings for each project location. These drawings will be reviewed by the Department's Traffic Section to determine the need for modification(s) for compliance with the Delaware MUTCD. Temporary pavement markings, on the final pavement surface, shall match the Plan dimensions and layout or the approved drawings of the permanent markings in compliance with Section 3 of the Delaware MUTCD. All conflicting or errant striping shall be removed as directed by the Engineer in compliance with the specifications for Item 748530 (Removal of Pavement Striping).

At the end of each day's operation and before traffic is returned to unrestricted roadway use, temporary striping shall be utilized when the existing pavement is milled and hot mix will not be placed the same day or more than a single course of hot mix is to be placed or permanent roadway striping cannot be placed on the same day as the placement of the final course of hot mix. Placement of temporary striping shall receive prior approval from the Engineer and the contractor shall apply temporary pavement markings in accordance with the requirements of Section 748 of Delaware Standard specifications and the Delaware MUTCD. Payment for temporary pavement striping shall be made at the unit price bid for item 748 - Temporary Striping. Payment for final striping will be included in the applicable striping item.

The Contractor shall have temporary striping/delineating materials (such as raised markers, tape, and other approved materials) available at the job site for verification by the Department prior to starting the hot-mix paving operation on roads to be immediately opened to traffic. These materials shall be used by the Contractor for temporary markings if he/she fails to apply temporary marking paint, etc., as required by the Delaware MUTCD. No paving operations on roads to be immediately opened to traffic will be allowed unless such verification has been made for the availability of the materials at the job site.

Travel lane and ramp closings on multilane highways and Interstates shall not be permitted during the following holiday periods:

- December 24 through December 27 (Christmas Day)
- December 31 through January 3 (New Years Day)
- Friday prior to Easter through Easter Sunday
- Thursday prior to Memorial Day through the Tuesday following Memorial Day
- Dover International Speedway Race Weekends (Thursday prior to the race event through the day after the race event)
- July 3 through July 5 (Independence Day)
- Thursday prior to Labor Day through the Tuesday following Labor Day
- Wednesday prior to Thanksgiving Day through the Monday following Thanksgiving Day

Additional time restrictions may apply as noted in the project plans or as directed by the Engineer. Any requests to waive any restrictions must be made in writing to the Engineer for review and approval. A copy of the request shall be provided to the District Safety Officer for review.

**Certification:**

Temporary traffic control devices used on all highways open to the public in this State shall conform to the Delaware MUTCD. All devices shall be crashworthy in accordance with the National Cooperative Highway Research Program (NCHRP) Report 350, the memorandum issued August 28, 1998 by The USDOT Federal Highway Administration, and/or in accordance with the latest edition of the Manual for Assessing Safety Hardware (MASH), published by the American Association of State Highway and Transportation Officials (AASHTO).

The Contractor shall submit certification for temporary traffic control devices or vendors used specifically on this project at or prior to the pre-construction meeting.

Certification of compliance with NCHRP report 350 and/or MASH is required for the following categories of temporary traffic control devices:

**Category I** contains small and lightweight channelizing and delineating control devices which includes cones, tubular markers, flexible delineator post and drums, all without any accessories or attachments.

**Category II** includes temporary traffic control devices that are not expected to produce significant vehicular velocity changes to impacting vehicles. These devices which shall weigh 45 kg or less, include Type I, II and III barricades, portable sign supports with signs, and intrusion alarms. Also included are drums, cones, and vertical panels with accessories or attachments.

**Category III** includes temporary traffic control devices that are expected to cause significant vehicular velocity changes to impacting vehicles. These devices which weigh more than 45 kg include temporary barrier, temporary impact attenuators, and truck-mounted attenuators.

**Category IV** includes portable or trailer-mounted devices such as arrow panels, variable message signs, temporary traffic signals and temporary area lighting.

For Category I devices, the manufacturer or Contractor may self-certify that the devices meet the NCHRP-350 and/or MASH criteria. The Contractor shall supply the Federal Highway Administration's NCHRP-350 and/or MASH acceptance letter for each type of device that falls under Category II and III devices.

**Basis of Payment:**

Payment will be made at the Lump Sum price for "Maintenance of Traffic", for which price and payment constitutes full compensation for all maintenance of traffic activities accepted by the Engineer, which shall include the cost of furnishing and relocating permanent and temporary traffic control signs, traffic cones or drums, submission of temporary traffic control plan(s), submission of existing pavement marking drawings, submission of all required certifications, labor, equipment and incidentals necessary to complete the item. Payment to furnish and maintain other temporary traffic control devices including but not limited

to Portable P.C.C. Safety Barrier, Truck Mounted Attenuators, Portable Changeable Message Signs, Arrow Panels and Portable Light Assemblies will be made at the contract unit price for each item.

**NOTE**

If the Contractor does not complete the Contract work within the Contract completion time (including approved extension time), the Contractor shall be responsible for providing the necessary temporary traffic control devices that are required to complete any remaining work. The costs of such temporary traffic control shall be borne by the Contractor. No additional payment will be made to the Contractor to maintain traffic in accordance with the Delaware MUTCD, contract plans and specifications. Temporary traffic control items include, but not be limited to, warning lights, warning signs, barricades, plastic drums, P.C.C. safety barrier, flaggers, traffic officers, arrow panels, message boards, and portable impact attenuators.

6/21/2011





STATE OF DELAWARE  
**DEPARTMENT OF TRANSPORTATION**

800 BAY ROAD  
P.O. Box 778  
DOVER, DELAWARE 19903

JENNIFER COHAN  
SECRETARY

Utility Statement  
March 27<sup>th</sup>, 2017  
State Contract No. T201320004  
F.A.P. No. ETEA-2013(08)  
P6# 13-13006  
North Street Streetscape Improvements  
Dover, Kent County

The following utilities may maintain facilities within or near the project limits:

**City of Dover – Sewer**  
**City of Dover - Water**  
**City of Dover – Electric**  
**Chesapeake Utilities – Gas**  
**Verizon**  
**AT&T**  
**Comcast Cablevision**  
**Lighttower**  
**Cavalier Telephone/Windstream**

The following is a breakdown of the utilities involved, adjustments and/or relocations, as required:

**City of Dover – Sewer**

The City maintains an 18” sewer main running east to west along North Street up to S. New Street then South on S. New Street, an 8” sewer main running east to west ending between Jerusalem Way (Slaughter Street) and S. Queen Street, an 18” sewer main running north to south on Jerusalem Way (Slaughter Street), an 8” and a 24” sewer main running north to south on S. Governor’s Avenue and an 8” Sewer Main from the intersection of S. Governor’s running east along North Street heading west beyond the project limits. Three (3) sewer manholes at the following stations will need to be adjusted vertically by the state contractor in accordance with the City of Dover’s standard specifications:

- Sta. 306+92.06, 6.03' Left
- Sta. 310+18.38, 6.51' Left
- Sta. 313+74.32, 0.76' Right

Any other adjustments and/or relocations of the City of Dover's existing sewer facilities will be done by the state's contractor in accordance with the City of Dover's standard specifications.

---

### **City of Dover – Water**

The City currently maintains a 6" ductile iron pipe (D.I.P.) and an 8" D.I.P. that run north to south along Jerusalem Way (Slaughter Street). These lines connect to a 4" D.I.P. and a 10" D.I.P. running from west of the project limits (at Jerusalem Way) towards the east along North Street beyond the other end of the project limits (at S. Governor's Avenue). The City also maintains a 6" D.I.P. that runs in the north to south direction on S. Queen Street, a 4" D.I.P. that changes to a 6" D.I.P. that runs in the north to south direction on S. New Street, and a 10" D.I.P. and 4" D.I.P. that runs in the north to south direction on S. Governor's Avenue.

As part of a separate project, the City has a proposed water main to be installed on S. New Street that will run in the north to south direction, which is scheduled to be coordinated and installed prior to the North Street Streetscape Improvements project (State Contract No. T201320004). **The City must provide as-built information of this work to the awarded contractor of State Contract No. T201320004 including but not limited to location, size, and depth.**

As part of this project, nineteen (19) water valve risers will need to be adjusted vertically by the state's contractor in accordance with the City of Dover's standard specifications. They are located at:

- Sta. 306+10.49, 7.06' Left
- Sta. 306+59.91, 12.73' Right
- Sta. 306+85.40, 9.22' Right
- Sta. 309+78.57, 10.91' Right
- Sta. 309+81.57, 4.91' Right
- Sta. 309+86.14, 10.91' Right
- Sta. 310+02.58, 25.80' Left
- Sta. 310+11.56, 29.79' Right
- Sta. 310+24.56, 0.47' Right
- Sta. 310+62.62, 4.11' Right
- Sta. 312+65.66, 12.99' Left
- Sta. 312+66.58, 12.89' Left
- Sta. 313+18.65, 4.89' Left
- Sta. 313+52.76, 3.62' Right
- Sta. 313+60.96, 23.19' Right
- Sta. 313+61.16, 11.04' Right

- Sta. 313+64.25, 4.51' Left
- Sta. 313+81.49, 0.77' Left
- Sta. 313+81.57, 6.70' Right

An existing fire hydrant and associated water lateral will be removed from Station 306+10.82, 17.29' left and a proposed fire hydrant will be installed at Sta. 306+02.20, 17.03' left as part of this project. Proposed pipes will be installed, connecting the proposed fire hydrant to the existing water valve (and existing water valve riser, to be adjusted vertically as indicated above at Stat. 306+10.49, 7.06' left), which furthermore ties into the 4" D.I.P. running east to west along North Street.

Any other adjustments and/or relocations of the City of Dover's existing water facilities will be done by the state's contractor in accordance with the City of Dover's standard specifications.

### **City of Dover – Electric**

The City maintains facilities running along the south side of North Street between Jerusalem Way and S. Governors Ave. All facilities will be removed off of utility poles and relocated underground prior to State Contract No. T201320004. The City proposes new lighting poles, underground conduit, and service connections for these lights along North Street. It is anticipated that this work will be completed prior to the North Street Streetscape Improvements project (State Contract No. T201320004). **The City must provide as-built information of this work to the awarded contractor of State Contract No. T201320004 including but not limited to location, size, and depth.** Two (2) new lighting poles (LST-5 and LST-6) will need to be installed during the construction of State Contract No. T201320004. The Contractor shall coordinate this work with the City as stated on the plans. The City will require five (5) calendar days to complete the proposed work following fourteen (14) calendar days advanced notice.

The City is responsible for providing electric feeds to the signals at Queen Street and North Street, New Street and North Street, Governor's Avenue and North Street. Due to undergrounding of existing electric lines prior to State Contract No. T201320004, the City has agreed to install new electric service feeds (2/0 aluminum conductors) at all three (3) intersections in the project limits, including the existing electric meter located near Governor's Avenue and North Street intersection (Sta. 312+57.36, 14.06' Right). The awarded contractor shall field verify the new electric feeds prior to starting signal work.

All junction wells within the project limits will be adjusted vertically by the state's contractor in accordance with the City of Dover's standard specifications. At this time, it is anticipated that four (4) electric junction wells will need to be adjusted by the state's contractor at the following locations:

- Sta. 307+55(+/-), 18.5'(+/-) Left
- Sta. 307+55(+/-), 25'(+/-) Right
- Sta. 310+85(+/-), 19'(+/-) Left

- Sta. 310+85(+/-), 20'(+/-) Right

As part of this project, there is an existing red light running camera located at the intersection of North Street and S. Governor's Avenue that will need to be adjusted by the City after the proposed stop line striping has been installed. The City shall coordinate with the awarded contractor of State Contract No. T201320004 for the schedule of striping installation.

Any other adjustments and/or relocations of the City of Dover's existing electric facilities will be done by the state's contractor in accordance with the City of Dover's standard specifications.

---

### **Chesapeake Utilities – Gas**

Chesapeake Utilities maintains a 4" HDPE gas main running in the east to west direction from S. New Street along North Street under the sidewalk on the north side, a 4" coated steel gas main running in the north to south direction on S. Governor's Avenue through North Street, and a 4" HDPE gas main running in the north to south direction on S. New Street through North Street within the project area. There is also a 4" bare steel gas main running in the north to south direction on S. New Street through North Street that Chesapeake Utilities retired and does not maintain. There are no anticipated conflicts with any of the underground gas mains, however, valve risers will need to be adjusted.

Four (4) gas valve risers at the following locations will need to be adjusted vertically by Chesapeake Gas at the following locations:

- Sta. 310+45.06 Off. 13.82' Left
- Sta. 310+45.58 Off. 14.65' Left
- Sta. 312+78.34 Off. 13.31' Left
- Sta. 313+50.50 Off. 21.19' Left

In addition, the State's Contractor will remove the abandoned gas valve riser at Station 308+88.31, 12.70' left.

Chesapeake Utilities will require fourteen (14) calendar days to complete the proposed work following fourteen (14) calendar days advanced notice. Any other adjustments and/or relocations to the Chesapeake Utilities' existing gas facilities will be done by Chesapeake Utilities' forces as necessary during construction.

The contractor shall be aware that Chesapeake Utilities has requirements while working near Chesapeake Utilities pipelines. These requirements are general in nature and not specific. These requirements are not intended to be all-inclusive. Actual field conditions may change the requirements. Contractor should contact Chesapeake Utilities and consult with their engineer prior to initiating construction and abide by all Federal, State, and Local rules and regulations.

Please coordinate construction activity with your assigned line locator according to the general guidelines below. Your line locator can help determine if additional contacts are required with Chesapeake Utilities Engineering Department before start of excavation activity.

1. It shall be the contractor's responsibility to use the Miss Utility One Call System.
2. It shall be the contractor's responsibility to contact and coordinate with Chesapeake Utilities before starting any construction above or near the pipeline. Chesapeake Utilities may elect to have standby personnel on the job site during construction activity.
3. It shall be the contractor's responsibility to contact and coordinate with Chesapeake Utilities before moving heavy equipment above or near the pipeline. Chesapeake Utilities may require extra cover, berm or ramp, timber mats, etc. These measures are to be determined by Chesapeake Utilities depending on field conditions.
4. If the pipeline is exposed and suspended, it shall be the responsibility of the contractor to coordinate with Chesapeake Utilities the appropriate supporting measures. These measures are to be determined by Chesapeake Utilities depending on field conditions.
5. If the pipeline is exposed, it shall be the responsibility of the contractor to protect the pipeline from construction activity and the traveling public.
6. A minimum clearance of 12" shall be maintained between Chesapeake Utilities' pipeline and other underground utilities and structures. If this cannot be maintained, Chesapeake Utilities shall determine an appropriate means of protection to the pipeline.

IN EVENT OF PIPELINE EMERGENCY, CALL TOLL FREE 1-800-427-2883.

---

### **Verizon**

Verizon owns and maintains utility poles and corresponding aerial facilities (two (2) copper and three (3) fiber) running along the south side of North Street from beyond the project limits at Jerusalem Way to S. Governors Ave. One (1) utility pole will need to be relocated, by Verizon, as part of this project at the following locations:

- Southeast corner of S. New Street and W. North Street (Sta. 310+35.93, 14.63' Right)

Verizon estimates it will take fourteen (14) calendar days to complete this work after being given thirty (30) calendar days advance notice. Verizon will coordinate with all other aerial facility owners on this pole for the removal of aerial facilities off of the existing pole and relocation onto the proposed pole.

---

### **AT&T**

AT&T maintains underground cables on S. New Street running in the north to south direction through North Street within the project limits with no apparent conflicts. Any adjustments and/or relocations to AT&T's existing facilities will be done by AT&T forces as necessary during construction.

---

### **Comcast Cablevision**

Comcast maintains overhead facilities running in the east to west direction throughout the project limits that will need to be relocated to one (1) new utility pole. Comcast shall coordinate with Verizon to move aerial facilities at the following utility pole location:

- Sta. 310+35.93, 14.63' Right

Comcast will require three (3) calendar days to complete the proposed work following fourteen (14) calendar days advanced notice after Verizon has completed their work. Any other adjustments and/or relocations to Comcast's existing facilities will be done by Comcast forces as necessary during construction.

---

### **Lighttower**

Lighttower maintains overhead facilities running in the east to west direction throughout the project limits that will need to be relocated to one (1) new utility pole. Lighttower shall coordinate with Verizon to move aerial facilities at the following utility pole location:

- Sta. 310+35.93, 14.63' Right

Lighttower will require thirty (30) calendar days to complete the proposed work following sixty (60) calendar days advanced notice after Verizon has completed their work. Any other adjustments and/or relocations to Lighttower's existing facilities will be done by Lighttower forces as necessary during construction.

---

### **Cavalier Telephone/Windstream**

Cavalier Telephone/Windstream maintains overhead facilities running in the east to west direction throughout the project limits that will need to be relocated to one (1) new utility pole. Cavalier Telephone/Windstream shall coordinate with Verizon to move aerial facilities at the following utility pole location:

- Sta. 310+35.93, 14.63' Right

Cavalier Telephone/Windstream will require ten (10) calendar days to complete the proposed work following thirty (30) calendar days advanced notice after Verizon has completed their work. Any other adjustments and/or relocations to the Cavalier Telephone/Windstream's existing facilities will be done by Cavalier Telephone/Windstream forces as necessary during construction.

---

## General Notes

1. If utility work is being performed in advance of the project, all bidders are to determine the extent of completion of the advanced utility work, and predicate their bid prices on the extent of utility work completed and anticipated to be completed prior to the start of construction.
2. The Utility Company's forces will perform any additional relocations/adjustments that may be necessary during construction of the project. The time to complete any additional relocations/adjustments will depend upon the nature of the work, the required advance notice to the Utility Company, the need for the State's Contractor to stake out the right of way or proposed work, and any work that needs to be done by the State's Contractor in advance of the utility relocation/adjustment.
3. The contractor's attention is directed to Section 105.09 Utilities, Delaware Standard Specifications, August 2001. The Contractor shall contact Miss Utility (1-800-282-8555) two working days prior to any excavation. The Contractor is responsible for the support and protection of all utilities when excavating. The Contractor is responsible for ensuring proper clearances, including safety clearances, from overhead utilities for construction equipment. The contractor is advised to check the site for access purposes for his equipment and, if necessary, make arrangements directly with utility companies for field adjustments for adequate clearances.
4. It is understood and agreed that the contractor has considered in his bid all permanent and temporary utility appurtenances in their present or relocated positions as shown on the plans or described in the utility statement and/or are readily discernible and that no additional compensation will be allowed for any delays, inconvenience, or damage sustained by him/her to any interference from the utility facilities and appurtenances or the operation of moving the, except that the contractor may be granted an equitable extension of time. The contractor's means and method of construction are not taken into account when known utility conflicts are identified. If the Contractor's means and method of construction create a utility conflict the Utility Statement will prevail in discussions with the utility and the Contractor.
5. The State's Contractor is responsible for rough grading as required by the roadway construction prior to the utility companies placing their proposed facilities unless indicated on the plans and/or outlined elsewhere in these specifications.
6. The Contractor shall follow all requirements of the Delaware Code, Title 26, Chapter 8. Underground Utility Damage Prevention And Safety. Chapter 8 includes, among other requirements, Section 806. Duties of Excavators which contains the requirement for the Contractor to excavate prudently and carefully and to take all reasonable steps necessary to properly protect, support and backfill underground utility lines. This protection shall include, but may not be limited to, hand digging within the limits of the planned excavation or demolition, starting 2 feet of either side of the extremities

of the underground utility line for other than parallel type excavations and at reasonable distances along the line of excavation for parallel type excavations.


7. The Contractor shall note that the Delaware Code, Chapter 74B, Section 7405B requires notification to and mutually agreeable measures from the public utility for any person intending to carry on any function, activity work or operation within dangerous proximity of any high voltage overhead lines.
8. As outlined in Chapter 3 of the DelDOT Utilities Manual, individual utility companies are responsible for obtaining all required permits from municipal, State and federal government agencies and railroads. This includes but is not limited to water quality permits/DNREC Water Quality Certification, DNREC Subaqueous Lands/Wetlands permits, DNREC Coastal Zone Consistency Certification, County Floodplain permits (New Castle County only), U.S. Coast Guard permits, US Army Corps 404 permits, sediment and erosion permits, and railroad crossing permits.
9. Individual utility companies are required to restore any areas disturbed in conjunction with their relocation work. If an area is disturbed by a utility company and is not properly restored, the Department may have the highway contractor perform the necessary restoration. Any additional costs incurred as a result will be forwarded to the utility company.

**NOTE:** Coordination and cooperation among the utilities and the State's Contractor are of prime importance, therefore, the Contractor is directed to contact the following Utility Representatives with any questions in regard to this work prior to submitting bids and work schedules. Proposed work schedules should reflect the Utility Companies' proposed relocations.

<b>NAME</b>	<b>COMPANY</b>	<b>PHONE</b>
Mr. Jason Lyon	City of Dover – Water/Sewer	(302) 736-7025
Mr. Aren Wright	City of Dover – Electric	(302) 674-7552
Mr. Garth Jones	Chesapeake Utilities – Gas	(302) 734-6797 x6043
Mr. George Zang	Verizon	(302) 233-0650
Mr. Ed Biddle (Or Jay Everly)	AT&T (Trec Group Engineering on behalf of AT&T)	(302) 328-2300 ((610)328-6465)
Mr. Mike Sullivan	Comcast Cablevision	(302) 841-6316
Mr. Bruce Turner	Lightower	(585) 315-5543
Mr. David Scherer	Cavalier Telephone/Windstream	(302) 224-7083




**Prepared and Recommended by:**



Sonia Marich-Goudy, McCormick Taylor

3/27/2017  
DATE

**Approved as to form by:**



Utilities Section, DelDOT

27 March 2017  
DATE

STATE OF DELAWARE  
DEPARTMENT OF TRANSPORTATION  
PO BOX 778  
DOVER, DELAWARE 19903

CERTIFICATE OF RIGHT-OF-WAY STATUS

STATE PROJECT NO. T201320004

F.A.P. NO. ETEA-2013(08)

NORTH STREET STREETScape IMPROVEMENTS, CITY OF DOVER

KENT COUNTY

Certificate of Right-of-Way Status – 100%

Level 1

**As required by 23 CFR, Part 635, and other pertinent Federal and State regulations or laws, the following certifications are hereby made in reference to this highway project:**


All project construction or work shall be performed within existing rights of way and permanent easements; and,

**All necessary real property interests, including control of access rights when pertinent, were acquired as part of previous highway projects, and include legal and physical possession; and,**

This project does not cause any persons to be displaced as defined in 49 CFR, Part 24; and,

The State has the right to remove, salvage, or demolish any improvements or personal property that may be located within project limits.

RIGHT OF WAY SECTION



Robert Cunningham  
Chief, Right of Way

March 27, 2017



STATE OF DELAWARE  
**DEPARTMENT OF TRANSPORTATION**  
800 BAY ROAD  
P.O. BOX 778  
DOVER, DELAWARE 19903

JENNIFER COHAN  
SECRETARY

May 18, 2017

ENVIRONMENTAL REQUIREMENTS

FOR

State Contract No. T201320004  
Federal Aid No.: ETEA-2013(08)

Contract Title: North Street Streetscape Improvements

In accordance with the procedural provisions for implementing the National Environmental Policy Act of 1969, as amended, the referenced project has been processed through the Department's Environmental Review Procedures and has been classified as a Level C/ Class II Action.

Due to the nature of the proposed construction activities, permits are not required for this project. However, the following construction requirements and special provisions have been developed to minimize and mitigate impact to the surrounding environs. These requirements by DelDOT, not specified within the contract, are listed below. These requirements are the responsibility of the contractor and are subject to risk of shut down at the contractor's expense if not followed.

GENERAL REQUIREMENTS:

1. All construction debris, excavated material, brush, rocks, and refuse incidental to such work shall be placed either on shore above the influence of flood waters or on some suitable dumping ground.
2. That effort shall be made to keep construction debris from entering adjacent waterways or wetlands. Any debris that enters those areas shall be removed immediately.
3. The disposal of trees, brush, and other debris in any stream corridor, wetland, surface water, or drainage area is prohibited.
4. DelDOT Environmental Studies Section (302) 760-2264 must be notified if there are any changes to the project methods, footprint, materials, or designs, to allow the Department to coordinate with the appropriate resource agencies (COE, DNREC, and SHPO), for approval.



STATE OF DELAWARE  
**DEPARTMENT OF TRANSPORTATION**  
 800 BAY ROAD  
 P.O. Box 778  
 DOVER, DELAWARE 19903

JENNIFER COHAN  
 SECRETARY

**RAILROAD STATEMENT**

For

**State Contract No.:** T201320004

**Federal Aid No.:** ETEA-2013(08)

**Project Title:** North Street Streetscape Improvements

**The following railroad companies maintain facilities within the contract limits:**


- |  |   |
|--|---|
| <input type="checkbox"/> Amtrak              | <input type="checkbox"/> Maryland & Delaware  |
| <input type="checkbox"/> CSX                 | <input type="checkbox"/> Norfolk Southern     |
| <input type="checkbox"/> Delaware Coast Line | <input type="checkbox"/> Wilmington & Western |
| <input type="checkbox"/> East Penn           | <input checked="" type="checkbox"/> None      |

DOT Inventory No.: \_\_\_\_\_ No. Trains/Day: \_\_\_\_\_ Passenger Trains (Y / N): \_\_\_\_\_

**In accordance with 23 CFR 635, herein is the railroad statement of coordination (check one):**

- No Railroad involvement.
- Railroad Agreement unnecessary but railroad flagging required. The contractor shall follow requirements stated in the DeIDOT Maintenance of Railroad Traffic Item in the Special Provisions. Contractor shall coordinate railroad flagging with DeIDOT's Railroad Program Manager at (302) 760-2183.
- Railroad Agreement required. The necessary railroad agreement, attached, is complete and fully executed. Railroad related work to be undertaken and completed as required for proper coordination with physical construction schedules. The Contractor shall follow requirements stated in the DeIDOT Maintenance of Railroad Traffic Item in the Special Provisions. Contractor shall coordinate railroad flagging with DeIDOT's Railroad Program Manager at (302) 760-2183.

**Approved As To Form:**

  
 \_\_\_\_\_  
 Robert A. Perrine  
 DeIDOT Railroad Program Manager

1 August, 2016  
 \_\_\_\_\_  
 DATE

**BID PROPOSAL FORMS**  
**CONTRACT T201320004.01**  
**FEDERAL AID PROJECT ETEA-2013(08)**

UNLESS OTHERWISE DIRECTED, SUBMIT ALL FOLLOWING PAGES TO:

DEPARTMENT OF TRANSPORTATION  
BIDDERS ROOM (B1.11.01)  
800 BAY ROAD  
DOVER, DELAWARE 19901

Identify the following on the outside of the sealed envelope:

- **Contract Number T201320004.01**
- **Name of Contractor**

CONTRACT ID: T201320004.01

PROJECT(S): ETEA-2013(08)

All figures must be typewritten.

CONTRACTOR : \_\_\_\_\_

LINE NO	ITEM DESCRIPTION	APPROX. QUANTITY AND UNITS	UNIT PRICE		BID AMOUNT	
			DOLLARS	CTS	DOLLARS	CTS

SECTION 0001 NORTH STREET SIDEWALK IMPROVEMENTS

0010	201000 CLEARING AND GRUBBING	LUMP		LUMP		
0020	202000 EXCAVATION AND EMBANKMENT	CY	314.000			
0030	209006 BORROW, TYPE F	CY	126.000			
0040	211000 REMOVAL OF STRUCTURES AND OBSTRUCTIONS	LUMP		LUMP		
0050	302007 GRADED AGGREGATE BASE COURSE, TYPE B	CY	243.000			
0060	302008 GRADED AGGREGATE BASE COURSE, TYPE B, PATCHING	CY	112.000			
0070	401807 BITUMINOUS CONCRETE, SUPERPAVE, TYPE C, 160 GYRATIONS, PG 76-22 (CARBONATE STONE)	TON	323.000			
0080	401821 BITUMINOUS CONCRETE, SUPERPAVE, TYPE C, 160 GYRATIONS, PG 64-22, PATCHING	TON	12.000			

CONTRACT ID: T201320004.01

PROJECT(S): ETEA-2013(08)

All figures must be typewritten.

CONTRACTOR :

LINE NO	ITEM DESCRIPTION	APPROX. QUANTITY AND UNITS	UNIT PRICE		BID AMOUNT	
			DOLLARS	CTS	DOLLARS	CTS
0090	401822 BITUMINOUS CONCRETE, SUPERPAVE, TYPE B, 160 GYRATIONS, PG 64-22, PATCHING	73.000 TON				
0100	401823 BITUMINOUS CONCRETE, SUPERPAVE, BITUMINOUS CONCRETE BASE COURSE, 160 GYRATIONS, PG 64-22, PATCHING	172.000 TON				
0110	402000 BITUMINOUS CONCRETE AND/OR COLD-LAID BITUMINOUS CONCRETE (TRM)	41.000 TON				
0120	406001 BITUMINOUS CONCRETE PATCHING	7671.000 SYIN				
0130	611509 BRICK MASONRY PLANTER	LUMP	LUMP			
0140	612020 REINFORCED CONCRETE PIPE, 12", CLASS IV	22.000 LF				
0150	612021 REINFORCED CONCRETE PIPE, 15", CLASS IV	172.000 LF				
0160	614555 FIRE HYDRANTS	1.000 EACH				
0170	701010 PORTLAND CEMENT CONCRETE CURB, TYPE 1-8	265.000 LF				

CONTRACT ID: T201320004.01

PROJECT(S): ETEA-2013(08)

All figures must be typewritten.

CONTRACTOR : \_\_\_\_\_

LINE NO	ITEM DESCRIPTION	APPROX. QUANTITY AND UNITS	UNIT PRICE		BID AMOUNT	
			DOLLARS	CTS	DOLLARS	CTS
0180	701012 PORTLAND CEMENT CONCRETE CURB, TYPE 1-4	126.000 LF				
0190	701013 PORTLAND CEMENT CONCRETE CURB, TYPE 1-2	16.000 LF				
0200	701014 PORTLAND CEMENT CONCRETE CURB, TYPE 1-6	2046.000 LF				
0210	705001 P.C.C. SIDEWALK, 4"	2229.000 SF				
0220	705002 P.C.C. SIDEWALK, 6"	5343.000 SF				
0230	705006 P.C.C. SIDEWALK, VARIABLE DEPTH	7.000 SF				
0240	705007 SIDEWALK SURFACE DETECTABLE WARNING SYSTEM	482.000 SF				
0250	705504 BRICK AND/OR BLOCK SIDEWALK	4831.000 SF				
0260	705528 TEMPORARY CURB RAMP	10.000 EACH				
0270	708050 DRAINAGE INLET, 34" X 18"	1.000 EACH				



CONTRACT ID: T201320004.01

PROJECT(S): ETEA-2013(08)

All figures must be typewritten.

CONTRACTOR : \_\_\_\_\_

LINE NO	ITEM DESCRIPTION	APPROX. QUANTITY AND UNITS	UNIT PRICE		BID AMOUNT	
			DOLLARS	CTS	DOLLARS	CTS
0280	708051 DRAINAGE INLET, 34" X 24"	3.000 EACH				
0290	708052 DRAINAGE INLET, 48" X 30"	2.000 EACH				
0300	708060 REPLACE DRAINAGE INLET GRATE(S)	1.000 EACH				
0310	710001 ADJUSTING AND REPAIRING EXISTING DRAINAGE INLET	7.000 EACH				
0320	710002 ADJUSTING AND REPAIRING EXISTING MANHOLE	5.000 EACH				
0330	710506 ADJUST AND REPAIR EXISTING SANITARY MANHOLE	4.000 EACH				
0340	716000 CONVERTING EXISTING DRAINAGE INLET TO JUNCTION BOX	1.000 EACH				
0350	727545 TEMPORARY FENCE AND BOARDWALK	197.000 LF				
0360	737523 PLANTINGS	LUMP		LUMP		
0370	743004 FURNISH AND MAINTAIN PORTABLE CHANGEABLE MESSAGE SIGN	135.000 EADY				

CONTRACT ID: T201320004.01

PROJECT(S): ETEA-2013(08)

All figures must be typewritten.

CONTRACTOR : \_\_\_\_\_

LINE NO	ITEM DESCRIPTION	APPROX. QUANTITY AND UNITS	UNIT PRICE		BID AMOUNT	
			DOLLARS	CTS	DOLLARS	CTS
0380	743057 FLAGGER, KENT COUNTY, FEDERAL	2144.000 HOUR				
0390	743066 FLAGGER, KENT COUNTY, FEDERAL, OVERTIME	429.000 HOUR				
0400	744506 CONDUIT JUNCTION WELL, TYPE 7, PRECAST POLYMER CONCRETE	2.000 EACH				
0410	744523 CONDUIT JUNCTION WELL, TYPE 4, PRECAST CONCRETE	4.000 EACH				
0420	744544 ADJUST OR REPAIR EXISTING CONDUIT JUNCTION WELL	25.000 EACH				
0430	745604 FURNISH & INSTALL UP TO 4" SCHEDULE 80 PVC CONDUIT (TRENCH)	1347.000 LF				
0440	746516 SERVICE INSTALLATION	1.000 EACH				
0450	746735 REMOVAL OF PEDESTAL POLE	6.000 EACH				
0460	746850 POLE BASE, TYPE 4A	8.000 EACH				
0470	746924 FURNISH & INSTALL LOOP WIRE 1-CONDUCTOR #14 AWG ENCASED IN 1/4" FLEXIBLE TUBING IN A LOOP SAWCUT	1271.000 LF				

CONTRACT ID: T201320004.01

PROJECT(S): ETEA-2013(08)

All figures must be typewritten.

CONTRACTOR :

LINE NO	ITEM DESCRIPTION	APPROX. QUANTITY AND UNITS	UNIT PRICE		BID AMOUNT	
			DOLLARS	CTS	DOLLARS	CTS
0480	747515 CABINET BASE, TYPE M	1.000 EACH				
0490	748015 PERMANENT PAVEMENT STRIPING, SYMBOL/LEGEND ALKYD-THERMOPLAST IC	2200.000 SF				
0500	748530 REMOVAL OF PAVEMENT STRIPING	518.000 SF				
0510	748548 PERMANENT PAVEMENT STRIPING, EPOXY RESIN PAINT, WHITE/YELLOW, 5"	2424.000 LF				
0520	749687 INSTALLATION OR REMOVAL OF TRAFFIC SIGN(S) ON SINGLE SIGN POST	13.000 EACH				
0530	750000 ADJUST WATER VALVE BOXES	19.000 EACH				
0540	758000 REMOVAL OF EXISTING PORTLAND CEMENT CONCRETE PAVEMENT, CURB, SIDEWALK, ETC.	1780.000 SY				
0550	760507 PROFILE MILLING, BITUMINOUS CONCRETE	5676.000 SYIN				
0560	762001 SAW CUTTING, BITUMINOUS CONCRETE	2853.000 LF				

CONTRACT ID: T201320004.01

PROJECT(S): ETEA-2013(08)

All figures must be typewritten.

CONTRACTOR : \_\_\_\_\_

LINE NO	ITEM DESCRIPTION	APPROX. QUANTITY AND UNITS	UNIT PRICE		BID AMOUNT	
			DOLLARS	CTS	DOLLARS	CTS
0570	762002 SAW CUTTING, CONCRETE, FULL DEPTH	3012.000 LF				
0580	763000 INITIAL EXPENSE	LUMP		LUMP		
0590	763501 CONSTRUCTION ENGINEERING	LUMP		LUMP		
0600	763643 MAINTENANCE OF TRAFFIC, ALL INCLUSIVE	LUMP		LUMP		
0610	905001 SILT FENCE	588.000 LF				
0620	905005 INLET SEDIMENT CONTROL, CURB INLET	17.000 EACH				
0630	908004 TOPSOIL, 6" DEPTH	694.000 SY				
0640	908014 PERMANENT GRASS SEEDING, DRY GROUND	694.000 SY				
	SECTION 0001 TOTAL					
	TOTAL BID					

CANNOT BE USED FOR BIDDING

# **BREAKOUT SHEET INSTRUCTIONS**

**BREAKOUT SHEET(S) MUST BE SUBMITTED EITHER WITH YOUR BID DOCUMENTS;  
OR WITHIN SEVEN (7) CALENDAR DAYS FOLLOWING THE BID DUE DATE BY THE  
LOWEST APPARENT BIDDER.**

BREAKOUT SHEETS ARE TO BE SUBMITTED TO DELDOT'S CONTRACT ADMINISTRATION AS SHOWN BELOW. BREAKOUT SHEETS CANNOT BE CHANGED AFTER AWARD. THE DEPARTMENT WILL REVIEW THE FIGURES SUBMITTED ON THE BREAKOUT SHEET(S) TO ENSURE THEY MATCH THE RESPECTIVE LUMP SUM BID AMOUNT(S). MATHEMATICALLY INCORRECT BREAKOUT SHEETS WILL BE RETURNED FOR IMMEDIATE CORRECTION.

BREAKOUT SHEETS MAY BE SUBMITTED;

VIA E-MAIL TO: [DOT-ASK@STATE.DE.US](mailto:DOT-ASK@STATE.DE.US)  
SUBJECT: **T201320004.01** Breakout Sheet

OR MAILED TO: DELDOT  
CONTRACT ADMINISTRATION  
PO BOX 778, DOVER, DE 19903

'BREAKOUT SHEET' AND THE PROJECT NUMBER  
MUST APPEAR ON THE ENVELOPE.

**BREAKOUT SHEET - I**  
**Item 737523 - PLANTING**

**CONTRACT NO. T201320004.01**

ITEM NO.	APPROX. QTY.	UOM	DESCRIPTION	UNIT PRICE	AMOUNT
1	40	EA	PERENNIAL (GER, HEM, LIR)	\$	\$
2	3.4	SY	3" SHREDDED HARDWOOD MULCH	\$	\$
3	10.2	SY	6" FURNISHED TOPSOIL	\$	\$
4	0.1	MG	ADDITIONAL WATERING	\$	\$
<b>TOTAL ITEM 737523 - PLANTING \$</b>					
(LUMP SUM BID PRICE FOR ITEM 737523 - PLANTING)					

**CANNOT BE  
USED FOR  
BIDDING**

# "ATTENTION"

## TO BIDDERS

**BREAKOUT SHEET(S) MUST BE SUBMITTED EITHER WITH YOUR BID DOCUMENTS; OR WITHIN SEVEN (7) CALENDAR DAYS FOLLOWING THE BID DUE DATE BY THE LOWEST APPARENT BIDDER.**

BREAKOUT SHEETS ARE TO BE SUBMITTED TO DELDOT'S CONTRACT ADMINISTRATION AS SHOWN BELOW. BREAKOUT SHEETS CANNOT BE CHANGED AFTER AWARD. THE DEPARTMENT WILL REVIEW THE FIGURES SUBMITTED ON THE BREAKOUT SHEET(S) TO ENSURE THEY MATCH THE RESPECTIVE LUMP SUM BID AMOUNT(S). MATHEMATICALLY INCORRECT BREAKOUT SHEETS WILL BE RETURNED FOR IMMEDIATE CORRECTION.

BREAKOUT SHEETS MAY BE SUBMITTED;

VIA E-MAIL TO: [DOT-ASK@STATE.DE.US](mailto:DOT-ASK@STATE.DE.US)  
SUBJECT: **T201320004.01** Breakout Sheet

OR MAILED TO: DELDOT  
CONTRACT ADMINISTRATION  
PO BOX 778, DOVER, DE 19903

'BREAKOUT SHEET' AND THE PROJECT NUMBER  
MUST APPEAR ON THE ENVELOPE.

**AFFIDAVIT  
OF  
EMPLOYEE DRUG TESTING PROGRAM**

4104 Regulations for the Drug Testing of Contractor and Subcontractor Employees Working on Large Public Works Projects requires that Contractors and Subcontractors implement a program of mandatory drug testing for Employees who work on Large Public Works Contracts funded all or in part with public funds.

We hereby certify that we have in place or will implement during the entire term of the contract a Mandatory Drug Testing Program for our employees on the jobsite that complies with this regulation:

**Contractor/Subcontractor Name:** \_\_\_\_\_

**Contractor/Subcontractor Address:** \_\_\_\_\_  
\_\_\_\_\_

**Authorized Representative (typed or printed):** \_\_\_\_\_

**Authorized Representative (signature):** \_\_\_\_\_

**Title:** \_\_\_\_\_

Sworn to and Subscribed before me this \_\_\_\_\_ day of \_\_\_\_\_ 20\_\_\_\_.

My Commission expires \_\_\_\_\_ . NOTARY PUBLIC \_\_\_\_\_.

**THIS PAGE MUST BE SIGNED, NOTARIZED, AND RETURNED WITH YOUR BID.**



**CERTIFICATION**

Contract No. T201320004.01  
Federal Aid Project No. ETEA-2013(08)

The undersigned bidder, \_\_\_\_\_  
whose address is \_\_\_\_\_  
and telephone number is \_\_\_\_\_ hereby certifies the following:

I/We have carefully examined the location of the proposed work, the proposed plans and specifications, and will be bound, upon award of this contract by the Department of Transportation, to execute in accordance with such award, a contract with necessary surety bond, of which contract this proposal and said plans and specifications shall be a part, to provide all necessary machinery, tools, labor and other means of construction, and to do all the work and to furnish all the materials necessary to perform and complete the said contract within the time and as required in accordance with the requirements of the Department of Transportation, and at the unit prices for the various items as listed on the preceding pages.

**Bidder's Certification Statement [US DOT Suspension and Debarment Regulation (49 CFR 29)]:**

**NOTICE:** All contractors who hold prime contracts (Federal Aid) with DelDOT are advised that the prime contractor and subcontractors are required to submit to DelDOT a signed and notary attested copy of the Bidder Certification Statement for each and every subcontract that will be utilized by the prime contractor. This Certification **must** be filed with DelDOT prior to written approval being granted for each and every subcontractor. Copies of the Certification Form are available from the appropriate District Construction Office.

Under penalty of perjury under the laws of the United States, that I/We, or any person associated therewith in the capacity of (owner, partner, director, officer, principal, investigator, project director, manager, auditor, or any position involving the administration federal funds):

- a. am/are not currently under suspension, debarment, voluntary exclusion, or determination of ineligibility by any federal agency;
- b. have not been suspended, debarred, voluntarily excluded or determined ineligible by any federal agency within the past 3 years;
- c. do not have a proposed debarment pending; and,
- d. have not been indicted, convicted, or had a civil judgement rendered against (it) by a court of competent jurisdiction in any matter involving fraud or official misconduct within the past 3 years.

Exceptions will not necessarily result in denial of award, but will be considered in determining bidder responsibility. For any exception noted, indicate below to whom it applies, initiating agency, and dates of action. Providing false information may result in criminal prosecution or administrative sanctions.

---



---



---

(Insert Exceptions)

**DBE Program Assurance:**

**NOTICE:** In accordance with 49 CFR Part 26 the undersigned, a legally authorized representative of the bidder listed below, must complete this assurance.

By its signature affixed hereto, assures the Department that it will attain DBE participation as indicated:

**Disadvantaged Business Enterprise \_\_\_\_\_ percent (blank to be filled in by bidder)**

The foregoing quantities are considered to be approximate only and are given as the basis for comparison of bids. The Department of Transportation may increase or decrease the amount of any item or portion of the work as may be deemed necessary or expedient. Any such increase or decrease in the quantity for any item will not be regarded as a sufficient ground for an increase or decrease in the unit prices, nor in the time allowed for the completion of the work, except as provided in the contract.

Accompanying this proposal is a surety bond or a security of the bidder assigned to the Department of Transportation, for at least ten (10) percentum of total amount of the proposal, which deposit is to be forfeited as liquidated damages in case this proposal is accepted, and the undersigned shall fail to execute a contract with necessary bond, when required, for the performance of said contract with the Department of Transportation, under the conditions of this proposal, within twenty (20) days after date of official notice of the award of the contract as provided in the requirement and specifications hereto attached; otherwise said deposit is to be returned to the undersigned.

I/We are licensed, or have initiated the license application as required by Section 2502, Chapter 25, Title 30, of the Delaware Code.

By submission of this proposal, each person signing on behalf of the bidder, certifies as to its own organization, under penalty of perjury, that to the best of each signer's knowledge and belief:

1. The prices in this proposal have been arrived at independently without collusion, consultation, communication, or Agreement with any other bidder or with any competitor for the purpose of restricting competition.
2. Unless required by law, the prices which have been quoted in this proposal have not been knowingly disclosed and will not knowingly be disclosed by the bidder, directly or indirectly, to any other bidder or competitor prior to the opening of proposals.
3. No attempt has been made or will be made by the bidder to induce any other person, partnership, or corporation to submit or not to submit a proposal for the purpose of restricting competition.

I/We acknowledge receipt and incorporation of addenda to this proposal as follows:

No.	Date	No.	Date	No.	Date	No.	Date	No.	Date
-----	------	-----	------	-----	------	-----	------	-----	------

**BIDDERS MUST ACKNOWLEDGE RECEIPT OF ALL ADDENDA**

**MUST INSERT DATE OF FINAL QUESTIONS AND ANSWERS ON WEBSITE:** \_\_\_\_\_



Sealed and dated this \_\_\_\_ day of \_\_\_\_\_ in the year of our Lord two thousand \_\_\_\_ (20\_\_).

\_\_\_\_\_  
Name of Bidder (Organization)

Corporate  
Seal

By: \_\_\_\_\_  
Authorized Signature

Attest \_\_\_\_\_

\_\_\_\_\_  
Title

SWORN TO AND SUBSCRIBED BEFORE ME this \_\_\_\_ day of \_\_\_\_\_, 20\_\_.

Notary  
Seal

\_\_\_\_\_  
Notary

**BID BOND**

TO ACCOMPANY PROPOSAL  
(Not necessary if security is used)

KNOW ALL MEN BY THESE PRESENTS That: \_\_\_\_\_

of \_\_\_\_\_ in the County of \_\_\_\_\_ and State of \_\_\_\_\_ as

**Principal**, and \_\_\_\_\_ of \_\_\_\_\_ in the County of

\_\_\_\_\_ and State of \_\_\_\_\_ as **Surety**, legally authorized to do business in the State of

Delaware ("**State**"), are held and firmly unto the **State** in the sum of \_\_\_\_\_

\_\_\_\_\_ Dollars (\$ \_\_\_\_\_), or \_\_\_\_\_ percent not to exceed \_\_\_\_\_

\_\_\_\_\_ Dollars (\$ \_\_\_\_\_) of amount of bid on

Contract No. T201320004.01, to be paid to the **State** for the use and benefit of its Department of Transportation ("**DelDOT**") for which payment well and truly to be made, we do bind ourselves, our and each of our heirs, executors, administrators, and successors, jointly and severally for and in the whole firmly by these presents.

NOW THE CONDITION OF THIS OBLIGATION IS SUCH That if the above bounden **Principal** who has submitted to the **DelDOT** a certain proposal to enter into this contract for the furnishing of certain materiel and/or services within the **State**, shall be awarded this Contract, and if said **Principal** shall well and truly enter into and execute this Contract as may be required by the terms of this Contract and approved by the **DelDOT**, this Contract to be entered into within twenty days after the date of official notice of the award thereof in accordance with the terms of said proposal, then this obligation shall be void or else to be and remain in full force and virtue.

Sealed with \_\_\_\_\_ seal and dated this \_\_\_\_\_ day of \_\_\_\_\_ in the year of our Lord

two thousand and \_\_\_\_\_ ( 20 \_\_\_\_\_ ).

SEALED, AND DELIVERED IN THE  
presence of

\_\_\_\_\_  
Name of Bidder (Organization)

Corporate  
Seal

By: \_\_\_\_\_

\_\_\_\_\_  
Authorized Signature

Attest \_\_\_\_\_

\_\_\_\_\_  
Title

\_\_\_\_\_  
Name of Surety

Witness: \_\_\_\_\_

By: \_\_\_\_\_

\_\_\_\_\_  
Title